

Global X US Treasury 3-5 Year ETF

3450 HKD
9450 USD



IMPORTANT INFORMATION

Investors should not base investment decisions on this website alone. Please refer to the Prospectus for details including the product features and the risk factors. Investment involves risks. There is no guarantee of the repayment of the principal. Investors should note:

- The investment objective of Global X US Treasury 3-5 Year ETF (the "Fund") is to provide investment results that, before deduction of fees and expenses, closely correspond to the performance of the Mirae Asset US Treasury 3-5 Year Index (the "Underlying Index").
- The Fund is exposed to the Credit/Default risk of issuers of the debt securities that the Fund may invest in; the Credit Rating risk that the credit ratings assigned by rating agencies are subject to limitations and do not guarantee the creditworthiness of the security and/or issuer at all times; the Downgrading risk that the Manager may or may not be able to dispose of the debt securities that are being downgraded; the Interest rate risk that the prices of debt securities rise when interest rates fall, whilst their prices fall when interest rates rise; the Policy risk that the changes in macro-economic policies in the US may have an influence over the US' capital markets and affect the pricing of the bonds in the Fund's portfolio, which may in turn adversely affect the return of the Fund; the Sovereign debt risk that the Fund's investment in US Treasury securities may be exposed to political, social and economic risks that the Fund may suffer significant losses when there is a default of the US Treasury; the valuation risk that the valuation of the Fund's instruments may involve uncertainties and judgmental determinations. If such valuation turns out to be incorrect, this may affect the Net Asset Value calculation of the Fund.
- The Underlying Index is a new index. The Underlying Index has minimal operating history by which investors can evaluate its previous performance. There can be no assurance as to the performance of the Underlying Index. The Fund may be riskier than other exchange traded funds tracking more established indices with longer operating history.
- The Underlying Index is subject to concentration risk as a result of tracking the performance of a single geographical region, namely the US, and is concentrated in debt securities of a single issuer, namely the US Treasury. The Fund's value may be more volatile than that of a fund having a more diverse portfolio and may be more susceptible to adverse economic, political, policy, foreign exchange, liquidity, tax, legal or regulatory event affecting the US market.
- The base currency of the Fund is USD but the trading currency of the Fund is in HKD. The Net Asset Value of the Fund and its performance may be affected unfavourably by fluctuations in the exchange rates between these currencies and the base currency and by changes in exchange rate controls.
- The borrower may fail to return the securities lent out in a timely manner or at all. The Fund may as a result suffer from a loss or delay when recovering the securities lent out. This may restrict the Fund's ability in meeting delivery or payment obligations from realisation requests. As part of the securities lending transactions, there is a risk of shortfall of collateral value due to inaccurate pricing of the collateral, adverse market movements in the collateral value or change of value of securities lent. This may cause significant losses to the Fund.
- The trading price of the Units on the SEHK is driven by market factors such as the demand and supply of the Units. Therefore, the Units may trade at a substantial premium or discount to the Fund's Net Asset Value.
- Payments of distributions out of capital and/or effectively out of capital amounts to a return or withdrawal of part of an investor's original investment or from any capital gains attributable to that original investment. Any such distributions involving payment of distributions out of capital or effectively out of capital of the Fund may result in an immediate reduction in the Net Asset Value per Unit of the Fund and will reduce the capital available for future investment.

INVESTMENT POINTS

- US Treasury yield at historical high level since GFC, offering compelling risk-free returns
- Intermediate term US Treasury Bond offers a balanced choice between income and protection
- Hong Kong Investors investing in HK-listed US Treasury Bond ETFs are not subject to dividend tax

PERFORMANCE¹ as of 29 Aug 2025

Cumulative Return	3 Mths	6 Mths	YTD	Since Listing
FUND	1.95%	3.21%	5.21%	6.39%
INDEX	2.03%	3.36%	5.42%	6.79%

Calendar Year Return	2024	2023	2022	2021	2020
FUND	-	-	-	-	-
INDEX	-	-	-	-	-

Source: MAGIHK, 30 Jun 2025. ¹Past performance information is not indicative of future performance. Investors may not get back the full amount invested. The computation basis of the performance is based on the calendar year end, NAV-to-NAV, with dividend reinvested. These figures show by how much the Fund increased or decreased in value during the calendar year shown. Performance data has been calculated in USD including ongoing charges and excluding trading costs on SEHK you might have to pay. Where no past performance is shown there was insufficient data available in that year to provide performance. The Index of the Fund is Mirae Asset US Treasury 3-5 Year Index. Fund inception date: 10 July 2024. ²The Fund adopts a single management fee structure, whereby a single flat fee will be paid out of the assets of the Fund to cover all of the costs, fees and expenses of the Fund. As the Fund is newly set up, this figure is an estimate only and represents the sum of the estimated ongoing charges over a 12-month period, expressed as a percentage of the estimated average Net Asset Value of the Listed Class of Units of the Fund over the same period. It may be different upon actual operation of the Fund and may vary from year to year. As the Listed Class of Units of the Fund adopts a single management fee structure, the estimated ongoing charges of the Listed Class of Units of the Fund will be equal to the amount of the single management fee, which is capped at 0.30% of the average Net Asset Value of the Listed Class of Units of the Fund. Any ongoing expenses exceeding 0.30% of the average Net Asset Value of the Listed Class of Units of the Fund will be borne by the Manager and will not be charged to the Fund. Please refer to the Product Key Facts and the Prospectus for further details. ³The Manager may at its absolute discretion declare distributions quarterly to unitholders in each financial year and details of the distribution declaration dates, distribution amounts and ex-dividend payment dates will be published on the Manager's website <https://www.globalxetfs.com.hk/>. Distributions may be made out of capital or income at the Manager's discretion. There can be no assurance that a distribution will be paid and dividend rate is not guaranteed. Please refer to the prospectus of the Fund to understand the distribution policy and other details. Please note that a positive distribution does not imply a positive return on the total investment. Investors should not base investment decisions on the above information alone. Please refer to the Prospectus (including Product Key Facts Statement) for details including the product features and the risk factors. Investment involves risks. Past performance is not indicative of future performance.

FUND DETAILS¹



Stock Code	3450 (HKD) 9450 (USD)
ISIN	HK0001025037 (HKD/USD)
Listing Date	11 Jul 2024
Ongoing Charges Over a Year ²	0.30%
Distribution Frequency ³	Quarterly (usually in March, June, September and December each year) at the Manager's discretion
Index	Mirae Asset US Treasury 3-5 Year Index
Board Lot Size	50 Units
Base Currency	USD
Trading Currency	HKD counter: HKD USD counter: USD
Exchange	HKEX

Dividend is not guaranteed, distributions may be made out of capital or income at the Manager's discretion. Positive distribution does not imply positive return. Please refer to the IMPORTANT INFORMATION section above and the Fund's prospectus for further details.

ETF CHARACTERISTICS as of 29 Aug 2025

Weight average maturity	3.92
Weight average yield to maturity	3.63
Effective Duration	3.60

MATURITY BREAKDOWN as of 29 Aug 2025

3 years to 4 years	53.11
4 years to 5 years	45.83
Cash and Others	1.06

GLOBAL X US TREASURY 3-5 YEAR ETF



INTERMEDIATE-TERM US TREASURY BOND YIELD AT HISTORICAL HIGH LEVEL SINCE GFC



Source: Bloomberg, Mirae Asset, Data as of Mar 2025. Intermediate term Treasury Bond is Bloomberg U.S. Treasury 3-7 Yr Total Return Index Value Unhedged USD

HISTORICALLY LOW OAS OFFERS ATTRACTIVE RISK-REWARD FOR TREASURY BONDS

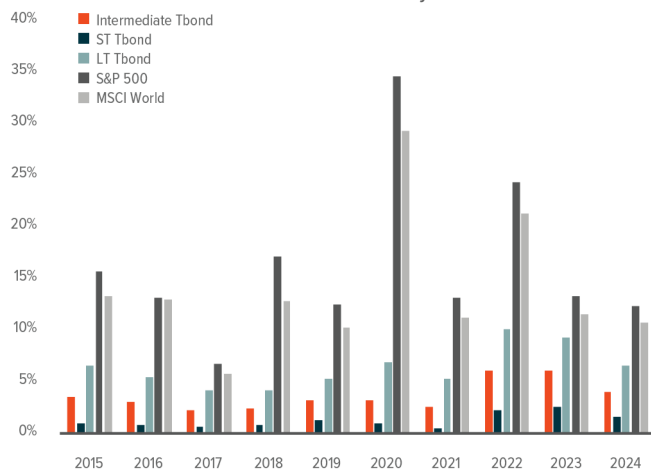
Bloomberg US Aggregate Corp. Ave. Option-adj. Spread



Source: Bloomberg, Mirae Asset, Mar 2025

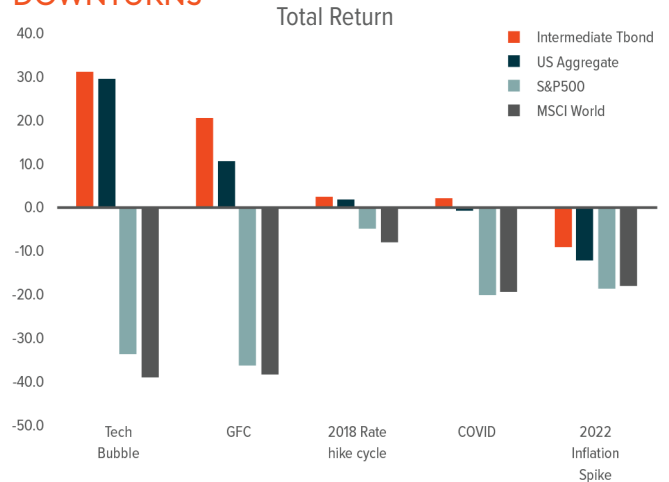
LESS VOLATILE AND MORE RESILIENT

Annualized Volatility



Source: Bloomberg, Mirae Asset, 2025. Note: Intermedia Tbond is represented by Mirae Asset US Treasury 3-5 Year Index

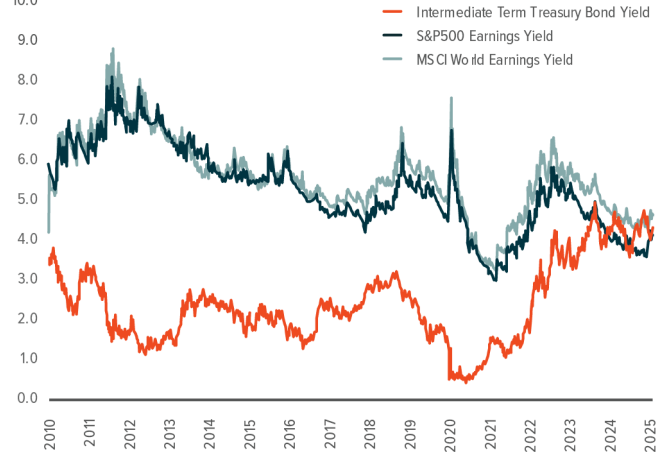
INTERMEDIATE T-BOND DELIVERS SUSTAINED OUTPERFORMANCE DURING MARKET DOWNTURNS



Source: Bloomberg, Mirae Asset, Jul 2024

INTERMEDIATE T-BOND YIELD EXCEEDED S&P 500 EARNINGS YIELD

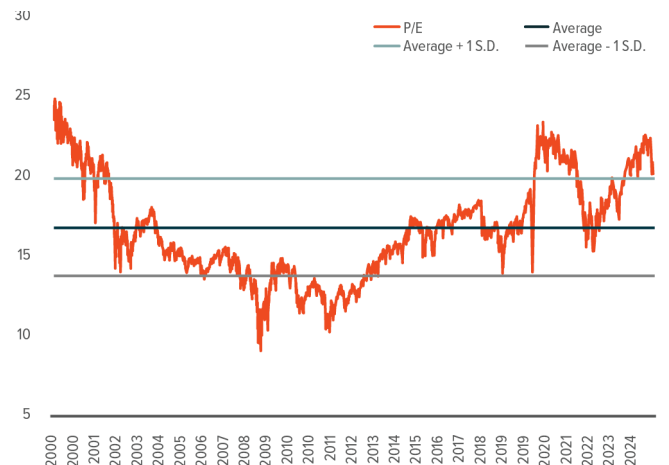
Equity-Bond Yield Comparison



Source: Bloomberg, Mirae Asset, Mar 2025

US EQUITY: A STRONG INVESTMENT DESPITE HIGH VALUATION IN A SLOWING ECONOMY

S&P 500 – P/E Ratio



Source: Bloomberg, Mar 2025

Income