


Global X China Semiconductor ETF

3191 HKD
9191 USD



IMPORTANT INFORMATION

Investors should not base investment decisions on this material alone. Please refer to the Prospectus for details including the product features and the risk factors. Investment involves risks. Past performance is not indicative of future performance. There is no guarantee of the repayment of the principal. Investors should note:

- The investment objective of Global X China Semiconductor ETF's (the "Fund") is to provide investment results that, before fees and expenses, closely correspond to the performance of the FactSet China Semiconductor Index.
- The Fund is exposed to concentration risk by tracking a single region or country. - The Index constituents may be concentrated in a specific industry or sector, which may potentially more volatile than a fund with a diversified portfolio.
- Semiconductor industry may be affected by particular economic or market events, such as domestic and international competition pressures, rapid obsolescence of products, the economic performance of the customers of semiconductor companies and capital equipment expenditures.
- Investment in Emerging Market, such as A-share market, may involve increased risks and special considerations not typically associated with investments in more developed markets, such as liquidity risk, currency risks, political risk, legal and taxation risks, and the likelihood of a high degree of volatility.
- The Stock Connect is subject to quota limitations. Where a suspension in the trading through the Stock Connect is effected, the Sub-Fund's ability to invest in A-Shares or access Mainland China markets through the programme will be adversely affected.
- The trading price of the Fund's unit on the SEHK is driven by secondary market trading factors, which may lead to a substantial premium or discount to the Fund's net asset value.
- The Fund's synthetic replication strategy may invest up to 50% of its net asset value in financial derivative instruments ("FDIs"), which may expose the Fund to counterparty/credit risk, liquidity risk, valuation risk, volatility risk and over-the-counter transaction risk. The Fund may suffer losses from its usage of FDIs.
- The Manager may at its discretion pay dividends out of the capital of the Fund. Distributions paid out of capital, represent a return of an investor's original investment or its gains and may potentially reduce the Fund's Net Asset Value per Share as well as the capital available for future investment.
- The Fund may suffer from a losses or delays when recovering the securities lent out. This may potentially affect its ability to meet payment and redemption obligations. Collateral shortfalls due to inaccurate pricing or change of value of securities lent, may cause significant losses to the Fund.

FUND DETAILS¹



Stock Code	3191 (HKD) 9191 (USD)
ISIN	HK0000637832 (HKD/USD)
Listing Date	07 Aug 2020
Ongoing Charges Over a Year ²	0.68%
Index ³	FactSet China Semiconductor Index
Board Lot Size	50 Units
Base Currency	RMB
Trading Currency	HKD counter: HKD USD counter: USD
Exchange	HKEX

INVESTMENT POINTS

- China semiconductor is a large market with ample room for localization rate improvement, as domestic brands account for 35% of global demand while contributing only 7% of capacity supply
- Increasing geopolitical uncertainties post Trump's re-election, coupled with domestic players' cost advantages and service speed, are driving an accelerated domestic substitution.
- Strengthened government support aimed at achieving self-sufficiency, along with rising capital expenditures, will further bolster the industry's growth. China's capability in semiconductor production is becoming increasingly competitive across the value chain.

PERFORMANCE¹

Cumulative Return	3 Mths	6 Mths	YTD	Since Listing
FUND	-0.15%	-1.62%	-1.62%	-22.18%
INDEX	-0.02%	-1.29%	-1.29%	-19.39%

Calendar Year Return	2024	2023	2022	2021	2020
FUND	14.46%	-5.14%	-34.20%	16.06%	-
INDEX	15.53%	-4.41%	-33.77%	16.85%	-

TOP 10 HOLDINGS (%)⁴

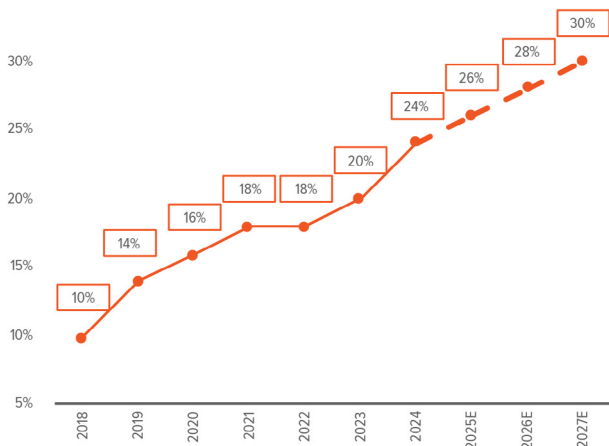
Montage Technology	7.87
NAURA Technology	7.63
Giga Device Semiconductor	7.38
SMIC	7.04
OmniVision Integrated Circuits	6.92
BOE Technology	6.86
Advanced Micro-Fabrication Equipment	6.75
Cambricon Technologies	6.00
Horizon Robotics	4.51
JCET Group	4.02

Source: MAGIHK, 30 Jun 2025. ¹ Past performance information is not indicative of future performance. Investors may not get back the full amount invested. The computation basis of the performance is based on the calendar year end, NAV-to-NAV, with dividend reinvested. These figures show by how much the Sub-Fund increased or decreased in value during the calendar year shown. Performance data has been calculated in RMB including ongoing charges and excluding trading costs on SEHK you might have to pay. Where no past performance is shown there was insufficient data available in that year to provide performance. The Index of the Fund is Factset China Semiconductor Index. Fund inception date: 6 August 2020. ² The Fund adopts a single management fee structure, whereby a single flat fee will be paid out of the assets of the Fund to cover all of the costs, fees and expenses of the Fund. The ongoing charges figure is an annualised figure based on the ongoing expenses of the Fund, expressed as a percentage of the Fund's average net asset value over the same period. The figure may vary from year to year. The Fund adopts a single management fee structure, whereby a single flat fee will be paid out of the assets of the Fund to cover all of the costs, fees and expenses of the Fund. The single management fee does not include the fees related to FDIs (including swaps) entered into by the Fund. The ongoing charges of the Fund are fixed at 0.68% of the Fund's net asset value, which is equal to the current rate of the management fee of the Fund. For the avoidance of doubt, any ongoing expenses of the Fund exceeding the ongoing charges of the Fund (i.e. the management fee) shall be borne by the Manager and shall not be charged to the Fund. Please refer to the Product Key Facts and the Prospectus for further details. ³ The Underlying Index is a net total return, free float market capitalization weighted index. A net total return index reflects the reinvestment of dividends or coupon payments, after deduction of any withholding tax (including any surcharges for special levies, if applicable). ⁴ Holdings are subject to change.

GLOBAL X CHINA SEMICONDUCTOR ETF



LOW LOCALIZATION RATE OF CHINA SEMI



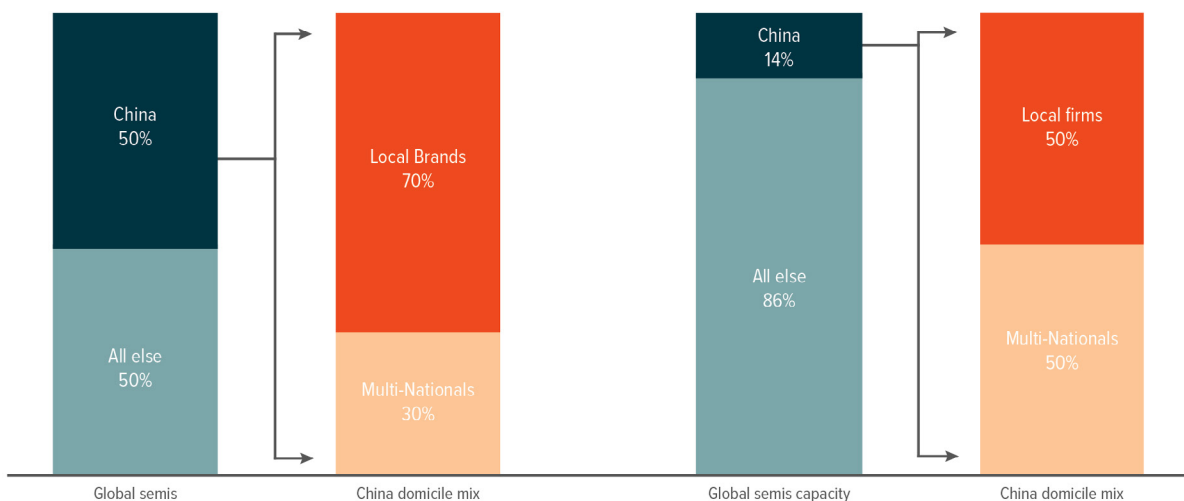
Source: Gartner, WSTS, Morgan Stanley Research estimates, May 2025

CONTINUING RECOVERY FROM 2023'S INDUSTRY DOWNTURN



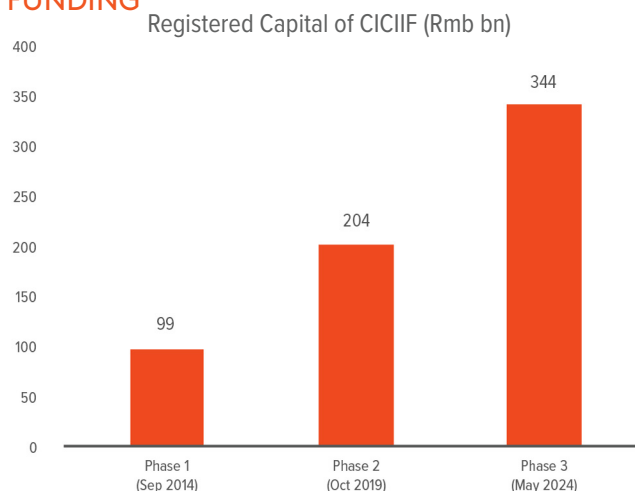
Source: NBS, Goldman Sachs, Jun 2025

CHINA SEMIS: LARGE MARKET WITH AMPLE ROOM FOR LOCALIZATION RATE IMPROVEMENT



Source: Company data, Goldman Sachs Global Investment Research, Feb 2023.

STRENGTHENED GOVERNMENT SUPPORT ON FUNDING



Source: Wind, 2024

US SANCTION LIKELY TO ACCELERATE THE LOCALIZATION PROCESS

US Sanction Direction	Details
AI Computing Chip	Restricted the purchase and manufacturing of AI computing chips for almost all mid-to-high-end computing chips
Advanced Manufacturing	Restrictions on manufacturing capabilities for Logic below 14nm, 3D NAND above 128 layers, and DRAM below 17nm
Manufacturing Equipment	Restricted the purchase of American-made equipment and components related to advanced manufacturing
EDA	Restrictions on EDA software necessary for GAAFET structure integrated circuits

Source: UBS, Jan 2025

Important Risks and Information

This document is provided for information and illustrative purposes and is intended for your use only. It is not a solicitation, offer or recommendation to buy or sell any security or other financial instrument. The information contained in this document has been provided as a general market commentary only and does not constitute any form of regulated financial advice, legal, tax or other regulated service.

The views and information discussed or referred in this document are Data as of the date of publication. Certain of the statements contained in this document are statements of future expectations and other forward-looking statements. Views, opinions and estimates may change without notice and are based on a number of assumptions which may or may not eventuate or prove to be accurate. Actual results, performance or events may differ materially from those in such statements.

Investment involves risk. Past performance is not indicative of future performance. It cannot be guaranteed that the performance of the funds will generate a return and there may be circumstances where no return is generated or the amount invested is lost. It may not be suitable for persons unfamiliar with the underlying securities or who are unwilling or unable to bear the risk of loss and ownership of such investment. Before making any investment decision, investors should read the Prospectus for details and the risk factors. Investors should ensure they fully understand the risks associated with the funds and should also consider their own investment objective and risk tolerance level. Investors are advised to seek independent professional advice before making any investment.

Information and opinions presented in this document have been obtained or derived from sources which in the opinion of Mirae Asset Global Investments (Hong Kong) Limited ("MAGIHK") are reliable, but we make no representation as to their accuracy or completeness. We accept no liability for a loss arising from the use of this document.

Products, services and information may not be available in your jurisdiction and may be offered by affiliates, subsidiaries and/or distributors of MAGIHK as stipulated by local laws and regulations. This document is not directed to any person in any jurisdiction where availability of this document is prohibited.

Persons in respect of whom such prohibitions apply or persons other than those specified above must not access this document. It is your responsibility to be aware of and to observe all applicable laws and regulations of any relevant jurisdiction. Please consult with your professional adviser for further information on the availability of products and services within your jurisdiction.

This document is issued by MAGIHK (Licensed by the Securities and Futures Commission for Types 1, 4 and 9 regulated activities under the Securities and Futures Ordinance). This document has not been reviewed by the Securities and Futures Commission or the applicable regulator in the jurisdiction and no part of this publication may be reproduced in any form, or referred to in any other publication, without express written permission of MAGIHK.

Copyright © 2025 Mirae Asset Global Investments. All rights reserved.