

Global X Japan Global Leaders ETF

3150 HKD



IMPORTANT INFORMATION

Investors should not base investment decisions on this material alone. Please refer to the Prospectus for details including the product features and the risk factors. Investment involves risks. Past performance is not indicative of future performance. There is no guarantee of the repayment of the principal. Investors should note:

- The investment objective of Global X Japan Global Leaders ETF (the "Fund") is to provide investment results that, before fees and expenses, closely correspond to the performance of the FactSet Japan Global Leaders Index. - The Underlying Index is reconstituted annually. Securities that no longer meet the eligibility criteria may remain in the index until the next scheduled annual reconstitution. The index's representativeness is not guaranteed to be optimised from time to time. - The Fund is exposed to concentration risk by tracking a single region or country. - The Japanese economy is heavily dependent on international trade and may be adversely affected by protectionist measures, competition from emerging economies, political tensions with its trading partners and their economic conditions, natural disasters and commodity prices. - The base currency of the Fund is JPY but the trading currency of the Fund is in HKD. The NAV of the Fund and its performance may be affected by fluctuations in the exchange rates between these currencies and the base currency and by changes in exchange rate controls. - The trading price of the Fund's unit on the SEHK is driven by secondary market trading factors, which may lead to a substantial premium or discount to the Fund's net asset value. - The Manager may at its discretion pay dividends out of the capital of the Fund. Distributions paid out of capital, represent a return of an investor's original investment or its gains and may potentially reduce the Fund's Net Asset Value per Share as well as the capital available for future investment. - The Fund may suffer from a losses or delays when recovering the securities lent out. This may potentially affect its ability to meet payment and redemption obligations. Collateral shortfalls due to inaccurate pricing or change of value of securities lent, may cause significant losses to the Fund.

FUND DETAILS¹



Stock Code	3150 (HKD)
ISIN	HK0000962941 (HKD)
Listing Date	24 Nov 2023
Ongoing Charges Over a Year ²	0.68%
Index ³	FactSet Japan Global Leaders Index
Board Lot Size	50 Units
Base Currency	JPY
Trading Currency	HKD counter: HKD
Exchange	HKEX

INVESTMENT POINTS

- We are witnessing a normalizing Japan economy after decades of deflations, as evidenced by simultaneous hikes in prices, wages, and rates.
- Japanese companies continue to deliver solid earnings growth in past quarters, while valuation is below historical average before Japan's exit from deflation, indicating undervaluation. TSE's capital market reform continue to bear fruits, enhancing listed companies quality and spurring shareholder returns. Potential household's shift away from cash and deposits in an inflationary economy also brings incremental flows to the equity market.
- Despite near term volatility caused by BOJ's rate hike and US Fed's rate cut, Japanese Yen remains at historical low level over past decades, supporting healthy exports by large Japanese corporates. Japan's export strength is also supported by high quality products, allowing Japanese corporates to capture high value-added parts in global supply chains.

PERFORMANCE¹ as of 29 Aug 2025

Cumulative Return	3 Mths	6 Mths	YTD	Since Listing
FUND	6.57%	12.94%	9.37%	39.23%
INDEX	6.77%	13.39%	9.93%	41.21%

Calendar Year Return	2024	2023	2022	2021	2020
FUND	28.95%	-	-	-	-
INDEX	30.05%	-	-	-	-

TOP 10 HOLDINGS (%)⁴ as of 29 Aug 2025

Toyota Motor	10.50
Sony	10.40
Mitsubishi	8.63
Nintendo	8.33
Mitsui & Co	7.87
Mitsubishi Heavy	6.73
FAST RETAILING	6.05
Takeda Pharmaceutical	5.00
Honda Motor	4.32
Sumitomo	3.99

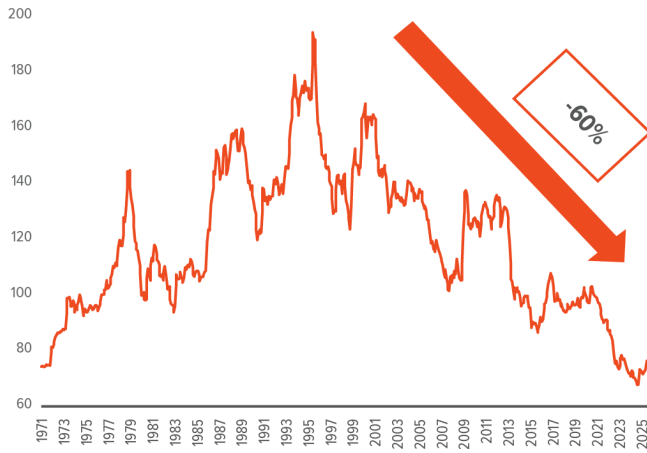
Source: MAGIHK, 30 Jun 2025. ¹Past performance information is not indicative of future performance. Investors may not get back the full amount invested. The computation basis of the performance is based on the calendar year end, NAV-to-NAV, with dividend reinvested. These figures show by how much the Fund increased or decreased in value during the calendar year shown. Performance data has been calculated in JPY including ongoing charges and excluding trading costs on SEHK you might have to pay. Where no past performance is shown there was insufficient data available in that year to provide performance. The Index of the Fund is FactSet Japan Global Leaders Index. Fund (listed class) launch date: 23 November 2023. ²The Fund adopts a single management fee structure, whereby a single flat fee will be paid out of the assets of the Fund to cover all of the costs, fees and expenses of the Fund. As the Fund is newly set up, this figure is an estimate only and represents the sum of the estimated ongoing charges over a 12-month period, expressed as a percentage of the estimated average Net Asset Value of the Listed Class of Units of the Fund over the same period. It may be different upon actual operation of the Fund and may vary from year to year. As the Fund adopts a single management fee structure, the estimated ongoing charges of the Fund will be equal to the amount of the single management fee, which is capped at 0.68% of the average Net Asset Value of the Listed Class of Units of the Fund. Any ongoing expenses exceeding 0.68% of the average Net Asset Value of the Listed Class of Units of the Fund will be borne by the Manager and will not be charged to the Fund. Please refer to the Product Key Facts and the Prospectus for further details. ³The Underlying Index is a net total return, modified free float-adjusted market capitalisation weighted index. A net total return index reflects the reinvestment of dividends or coupon payments, after deduction of any withholding tax (including surcharges for special levies, if applicable). ⁴Holdings are subject to change.

GLOBAL X JAPAN GLOBAL LEADERS ETF



JAPANESE YEN IS AT HISTORICAL LOW

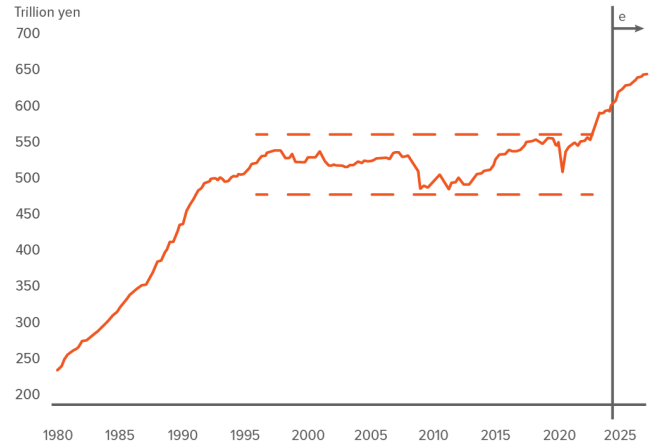
Japan Real Effective Exchange Rate



Source: BOJ, BIS, Bloomberg; Data as of Jun 2025

ACCELERATING NOMINAL GDP GROWTH

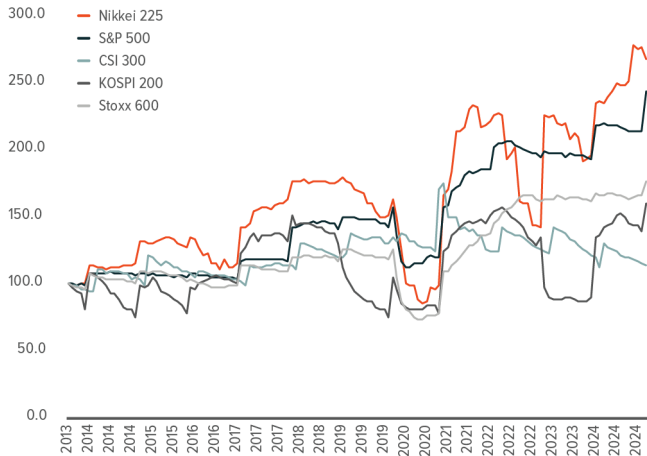
Japan: Nominal GDP (Trillion yen)



Source: Morgan Stanley, Dec 2024

JAPAN'S EARNING GROWTH EXCEEDS OTHER MAJOR MARKETS

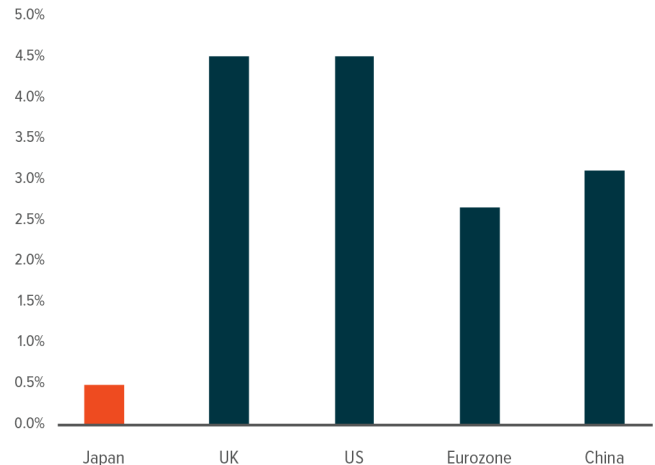
Forecasted Earning Growth



Source: Bloomberg. Indexed to 100 in Sep 2013. Data as of Feb 2025

JAPAN'S POLICY RATE REMAINS LOW

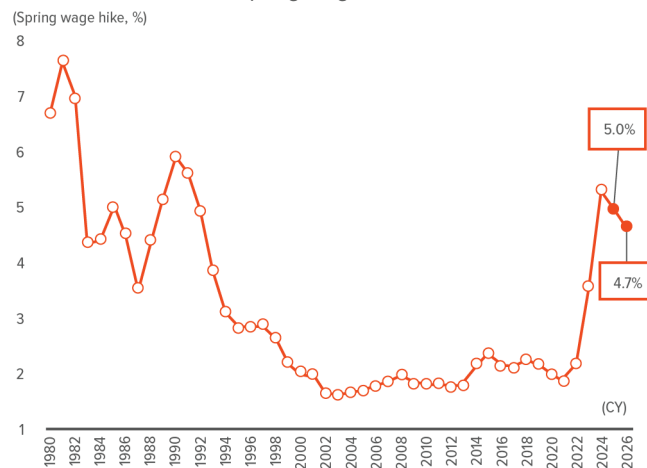
Policy Rates



Source: FactSet; Bloomberg; Data as of Mar 2025

WAGE HIKE WILL REMAIN AT HIGH LEVEL IN 2025

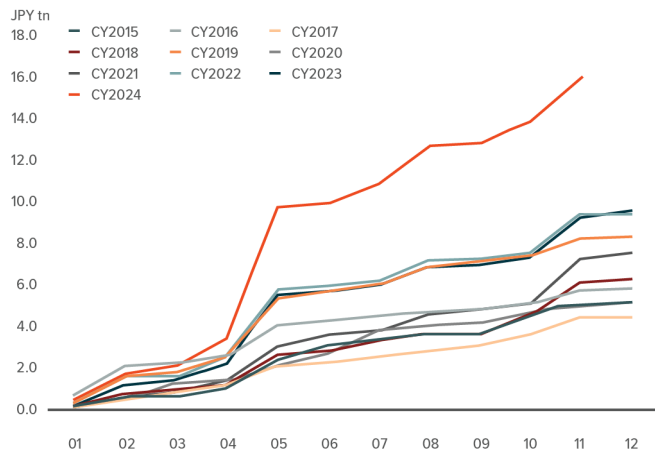
Spring Wage Hike



Source: Nomura, Nov 2024

JAPAN CORPORATES CONTINUE TO RAISE SHAREHOLDER RETURNS

Share Repurchase



Source: Goldman Sachs, Nov 2024