

Global X Asia Pacific High Dividend Yield ETF

3116 HKD



IMPORTANT INFORMATION

Investors should not base investment decisions on this material alone. Please refer to the Prospectus for details including the product features and the risk factors. Investment involves risks. Past performance is not indicative of future performance. There is no guarantee of the repayment of the principal. Investors should note:

- The investment objective of Global X Asia Pacific High Dividend Yield ETF (the "Fund") is to provide investment results that, before deduction of fees and expenses, closely correspond to the performance of the Solactive Asia Pacific High Dividend Yield Index. - Whether or not distributions will be made by the Fund is at the discretion of the Manager taking into account various factors and its own distribution policy. There can be no assurance that the distribution yield of the Fund is the same as that of the Index. - The Fund is exposed to concentration risk by tracking a specific regions or countries. - The Fund may invest in small and/or mid-sized companies, which may have lower liquidity and their prices are more volatile to adverse economic developments. - The Fund invests in the emerging markets which may involve increased risks and special considerations not typically associated with investment in more developed markets, such as liquidity risks, currency risks/control, political and economic uncertainties, legal and taxation risks, settlement risks, custody risk and the likelihood of a high degree of volatility. - The trading price of the Fund's unit on the SEHK is driven by secondary market trading factors, which may lead to a substantial premium or discount to the Fund's net asset value. - The Manager may at its discretion pay dividends out of the capital of the Fund. Distributions paid out of capital, represent a return of an investor's original investment or its gains and may potentially reduce the Fund's Net Asset Value per Share as well as the capital available for future investment. - The Fund may suffer from a losses or delays when recovering the securities lent out. This may potentially affect its ability to meet payment and redemption obligations. Collateral shortfalls due to inaccurate pricing or change of value of securities lent, may cause significant losses to the Fund.

FUND DETAILS¹



Stock Code	3116 (HKD)
ISIN	HK0000866985 (HKD)
Listing Date	27 Jul 2022
Ongoing Charges Over a Year ²	0.68%
Index ³	Solactive Asia Pacific High Dividend Yield Index
Distribution Frequency	Quarterly at the Manager's discretion [#]
Board Lot Size	50 Units
Base Currency	USD
Trading Currency	HKD counter: HKD
Exchange	HKEX

[#] The Manager may at its absolute discretion declare distributions quarterly to unitholders in each financial year and details of the distribution declaration dates, distribution amounts and ex-dividend payment dates will be published on the Manager's website <https://www.globalexchange.com/hk/>. Distributions may be made out of capital or income at the Manager's discretion. There can be no assurance that a distribution will be paid and dividend rate is not guaranteed. Positive distribution does not imply positive return Please refer to the prospectus of the fund to understand the distribution policy and other details.

INVESTMENT POINTS

- Asia delivers higher dividend yield than other regions
- Governance reform in Asia enhances quality of listed companies and boosts shareholder returns
- Asia dividend strategy outperformed broad based indexes. Through selection using estimated 1-year forward dividend yield, the ETF provides better dividend visibility

PERFORMANCE¹ as of 29 Aug 2025

Cumulative Return	3 Mths	6 Mths	YTD	Since Listing
FUND	11.80%	21.59%	23.26%	96.60%
INDEX	12.51%	22.79%	24.74%	105.59%

Calendar Year Return	2024	2023	2022	2021	2020
FUND	11.59%	37.45%	-	-	-
INDEX	13.28%	38.58%	-	-	-

TOP 10 HOLDINGS (%)⁴ as of 29 Aug 2025

Woori Financial	2.97
DB INSURANCE	2.93
Hang Lung Properties	2.84
Korea Electric Power	2.80
WH Group	2.77
Hana Financial	2.69
Samsung Fire & Marine	2.68
Industrial Bank Of Korea	2.66
Woodside Energy	2.63
Yue Yuen Industrial	2.54

Source: MAGIHK, 30 Jun 2025. ¹ Past performance information is not indicative of future performance. Investors may not get back the full amount invested. The computation basis of the performance is based on the calendar year end, Net Asset Value to Net Asset Value. These figures show by how much the Fund increased or decreased in value during the calendar year shown. Performance data has been calculated in USD including ongoing charges and excluding trading costs on SEHK you might have to pay. Where no past performance is shown, there was insufficient data available in that year to provide performance. The Index of the Fund is Solactive Asia Pacific High Dividend Yield Index. Fund inception date: 26 July 2022. ² The Fund adopts a single management fee structure, whereby a single flat fee will be paid out of the assets of the Fund to cover all of the costs, fees and expenses of the Fund. The ongoing charges figure is an annualised figure based on the ongoing expenses of the Fund, expressed as a percentage of the Fund's average Net Asset Value of the Listed Class of Units of the Sub-Fund over the same period. It may be different upon actual operation of the Fund and may vary from year to year. As the Fund adopts a single management fee structure, the estimated ongoing charges of the Fund will be equal to the amount of the single management fee, which is capped at 0.68% of the average Net Asset Value of the Fund. Any ongoing expenses exceeding 0.68% of the average Net Asset Value of the Fund will be borne by the Manager and will not be charged to the Fund. Please refer to the Product Key Facts and the Prospectus for further details. ³ The Index is a net total return, equally weighted index and an equity benchmark designed to track the performance of high dividend paying companies which are listed in Asia Pacific. A net total return index reflects the reinvestment of dividends or coupon payments, after deduction of any withholding tax (including surcharges for special levies, if applicable). ⁴ Holdings are subject to change.

GLOBAL X ASIA PACIFIC HIGH DIVIDEND YIELD ETF



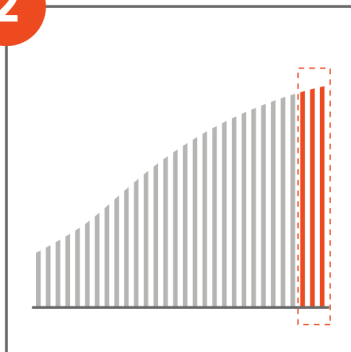
INDEX METHODOLOGY

1



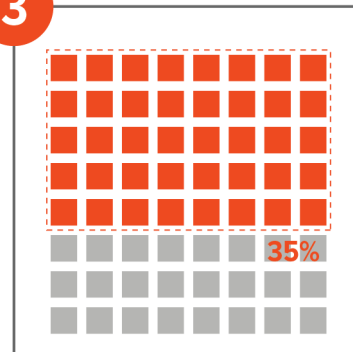
Stocks listed in Asia Pacific¹ are eligible to be included in the initial index universe

2



Eligible stocks are ranked by yield, and adjusted for dividend trap²

3



Top 40 yielding securities are weighted equally, subject to a 35% of jurisdiction cap

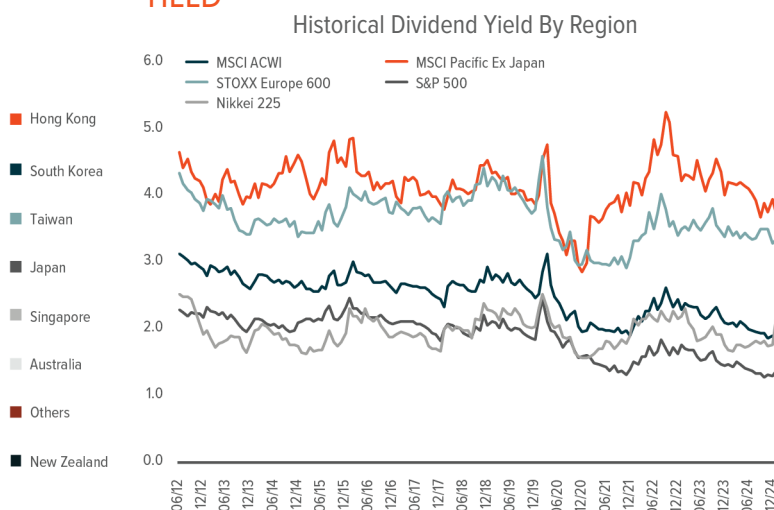
1 Securities listed in Australia, Hong Kong, Japan, New Zealand, Singapore, South Korea and Taiwan are eligible.
2 Securities with an estimated 1 Year Forward Dividend Yield larger than 20% are excluded

ACCESS HIGH DIVIDEND SECURITIES ACROSS ASIA PACIFIC



Source: Mirae Asset, Mar 2025

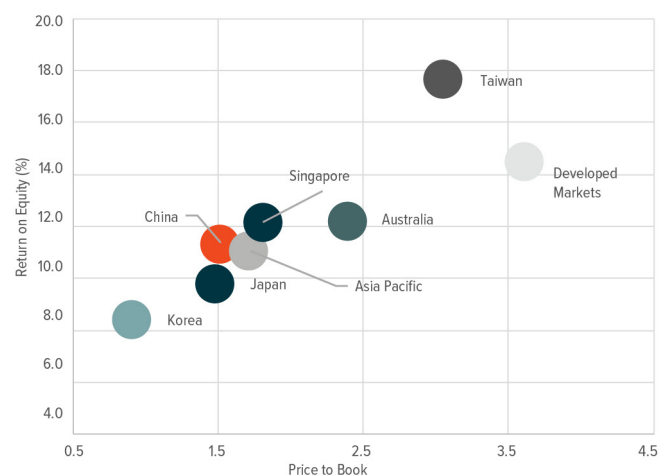
ASIA PACIFIC DELIVERS HIGHER DIVIDEND YIELD



Source: Bloomberg, Mirae Asset, Mar 2025

OPPORTUNITIES FOR VALUATION RE-RATING

Governance Reform to Enhance Shareholders' Interests



Source: Bloomberg, Mirae Asset, Mar 2025

GOVERNANCE REFORM IN ASIA

Japan: Tokyo Stock Exchange Reform

Korea: Corporate Value Up Program

China: Valuation with Chinese Characteristics

Source: Mirae Asset, 2025