

Global X Bloomberg MSCI Asia Ex Japan Green Bond ETF

3059 HKD
83059 RMB



IMPORTANT INFORMATION

Investors should not base investment decisions on this material alone. Please refer to the Prospectus for details including the product features and the risk factors. Investment involves risks. Past performance is not indicative of future performance. There is no guarantee of the repayment of the principal. Investors should note:

- The investment objective of Global X Bloomberg MSCI Asia ex Japan Green Bond ETF (the "Fund") is to provide investment results that, before deduction of fees and expenses, closely correspond to the performance of the Bloomberg MSCI Asia ex Japan USD Green Bond Index. - The Fund is exposed to concentration risk by tracking a specific regions or countries. - The Fund's investments may be concentrated in Green Bonds. The value of the Fund may be more volatile than that of a fund having a more diverse portfolio of investments. The use of the GBP-based selection criteria in the construction of the Index and the adoption of the Green Bond investment strategy of the Fund may result in the Fund foregoing opportunities to buy certain securities when it might otherwise be advantageous to do so, and/or selling securities when it might be disadvantageous to do so. This may adversely affect the Fund's investment performance and, as such, the Fund may perform differently compared to similar funds that do not use such criteria. - The Fund invests in the emerging markets which may involve increased risks and special considerations not typically associated with investment in more developed markets, such as liquidity risks, currency risks/control, political and economic uncertainties, legal and taxation risks, settlement risks, custody risk and the likelihood of a high degree of volatility. - The trading price of the Fund's unit on the SEHK is driven by secondary market trading factors, which may lead to a substantial premium or discount to the Fund's net asset value. - The Manager may at its discretion pay dividends out of the capital of the Fund. Distributions paid out of capital, represent a return of an investor's original investment or its gains and may potentially reduce the Fund's Net Asset Value per Share as well as the capital available for future investment. - The Fund may suffer from a losses or delays when recovering the securities lent out. This may potentially affect its ability to meet payment and redemption obligations. Collateral shortfalls due to inaccurate pricing or change of value of securities lent, may cause significant losses to the Fund.

FUND DETAILS¹



Stock Code	3059 (HKD) 83059 (RMB)
ISIN	HK0000867009 (HKD/USD)
Listing Date	19 Aug 2022
Ongoing Charges Over a Year ²	0.40%
Distribution Frequency ³	Semi-annually at the Manager's discretion (March and September)
Index	Bloomberg MSCI Asia ex Japan USD Green Bond Index
Board Lot Size	50 Units
Base Currency	USD
Trading Currency	HKD counter: HKD RMB counter: RMB
Exchange	HKEX

Dividend is not guaranteed, distributions may be made out of capital or income at the Manager's discretion. Positive distribution does not imply positive return. Please refer to the IMPORTANT INFORMATION section above and the Fund's prospectus for further details.

INVESTMENT POINTS

- Global X Bloomberg MSCI Asia Ex Japan Green Bond ETF accesses bonds issued to fund projects with direct environmental benefits involving alternative energy, energy efficiency, pollution prevention, sustainable water, green buildings and climate adaptation
- The Fund applies an independent and rigorous research-based methodology to ensure that all constituents adhere to International Capital Markets Association's Green Bond Principles
- By investing in a diversified basket of USD-denominated investment grade green bonds issued by governments, supranational entities and corporates of the Asia Ex Japan region, the Fund aims to generate stable and sustainable income

PERFORMANCE¹

Cumulative Return	3 Mths	6 Mths	YTD	Since Listing
FUND	1.57%	3.44%	3.44%	11.22%
INDEX	1.58%	3.59%	3.59%	12.74%

Calendar Year Return	2024	2023	2022	2021	2020
FUND	3.81%	5.75%	-	-	-
INDEX	4.15%	6.31%	-	-	-

ETF CHARACTERISTICS

Weight average maturity	5.04
Weight average yield to maturity	4.64
Effective Duration	3.35

TOP 10 ISSUER (%)⁴

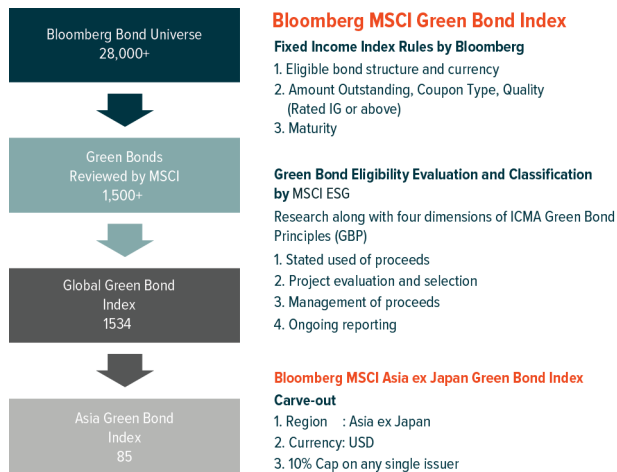
Industrial and Commercial Bank of China	9.80
Government of HKSAR	9.08
Perusahaan Penerbit SBSN Indonesia III	7.37
Airport Authority Hong Kong	6.44
MTR	5.94
LG Energy Solution	5.06
Lenovo Group	3.57
Doosan Enerbility	3.38
Kyobo Life Insurance	3.37
SK Battery America	3.36

Source: MAGIHK, 30 Jun 2025. ¹Past performance information is not indicative of future performance. Investors may not get back the full amount invested. The computation basis of the performance is based on the calendar year end, Net Asset Value to Net Asset Value. These figures show by how much the Fund increased or decreased in value during the calendar year shown. Performance data has been calculated in USD including ongoing charges and excluding trading costs on SEHK you might have to pay. Where no past performance is shown, there was insufficient data available in that year to provide performance. The Index of the Fund is Bloomberg MSCI Asia ex Japan USD Green Bond Index. Fund inception date: 18 August 2022. ²The Fund adopts a single management fee structure, whereby a single flat fee will be paid out of the assets of the Fund to cover all of the costs, fees and expenses of the Fund. The ongoing charges figure is an annualised figure based on the ongoing expenses of the Fund, expressed as a percentage of the Fund's average Net Asset Value of the Listed Class of Units of the Fund over the same period. It may be different upon actual operation of the Fund and may vary from year to year. As the Fund adopts a single management fee structure, the estimated ongoing charges of the Fund will be equal to the amount of the single management fee, which is capped at 0.40% of the average Net Asset Value of the Fund. Any ongoing expenses exceeding 0.40% of the average Net Asset Value of the Fund will be borne by the Manager and will not be charged to the Fund. Please refer to the Product Key Facts and the Prospectus for further details. ³The Manager may at its absolute discretion declare distributions semi-annually to unitholders in each financial year and details of the distribution declaration dates, distribution amounts and ex-dividend payment dates will be published on the Manager's website <https://www.globalxetfs.com.hk/>. Distributions may be made out of capital or income at the Manager's discretion. There can be no assurance that a distribution will be paid and dividend rate is not guaranteed. Please refer to the prospectus of the Fund to understand the distribution policy and other details. The annualized yield is calculated as follows: (dividends per share distributed in Sep 2024 and Mar 2025) / net asset value per unit of the fund on cut-off day, i.e. 7 Feb 2025. Investors should note that yield figures are estimated and for reference only and do not represent the performance of the Fund, and that there is no guarantee as to the actual frequency and/or amount of dividend payments. Please note that a positive distribution yield does not imply a positive return on the total investment. Investors should not base investment decisions on the above information alone. Please refer to the Prospectus (including Product Key Facts Statement) for details including the product features and the risk factors. Investment involves risks. Past performance is not indicative of future performance. ⁴ Issuers are subject to change.

GLOBAL X BLOOMBERG MSCI ASIA EX JAPAN GREEN BOND ETF



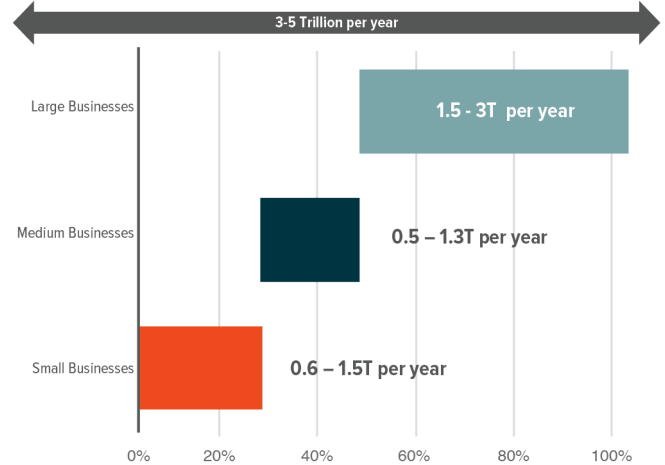
ASIA GREEN BOND INDEX METHODOLOGY



Source: Bloomberg, as of Dec 2024

ENTERPRISES NEED \$50T INVESTMENT TO MEET GLOBAL NET ZERO GOALS

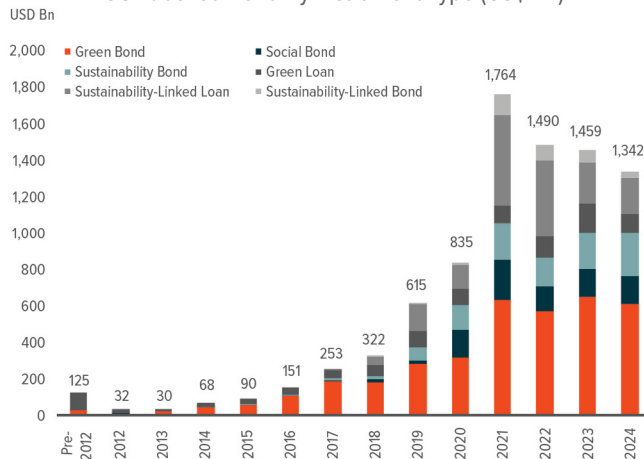
Estimated Investment Needed Across Global Supply Chain



Source: HSBC, Boston Consulting Group, Trade Finance Global, as of Oct 2021

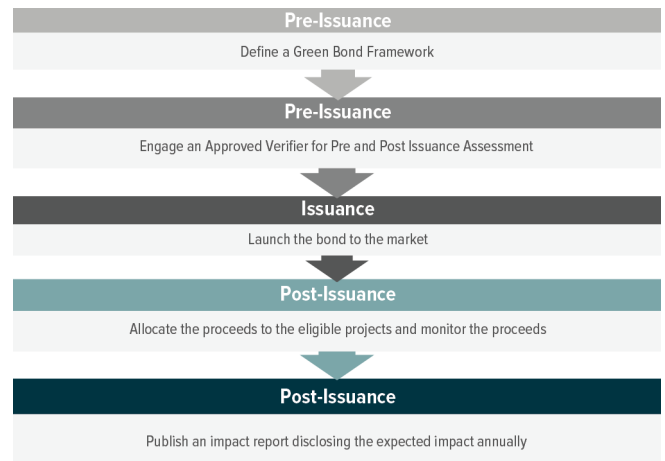
ESG LABELLED BONDS, ESPECIALLY GREEN BONDS, ARE GROWING EXPONENTIALLY

ESG Labelled Bond By Instrument Type (US\$ Bn)



Source: Bloomberg, as of Dec 2024

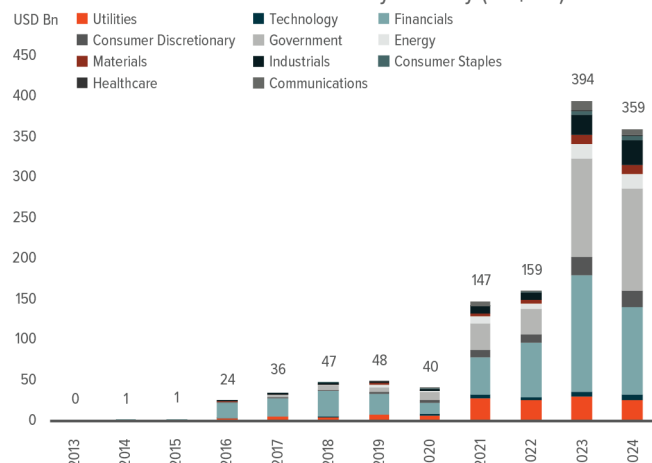
PRE-ISSUANCE APPROVAL AND POST-ISSUANCE REPORTING FOR GREEN BOND



Source: Bloomberg, Mirae Asset, Nov 2024

WIDE VARIETY OF SECTORS ARE ISSUING GREEN BONDS TO FUND GREEN FINANCING

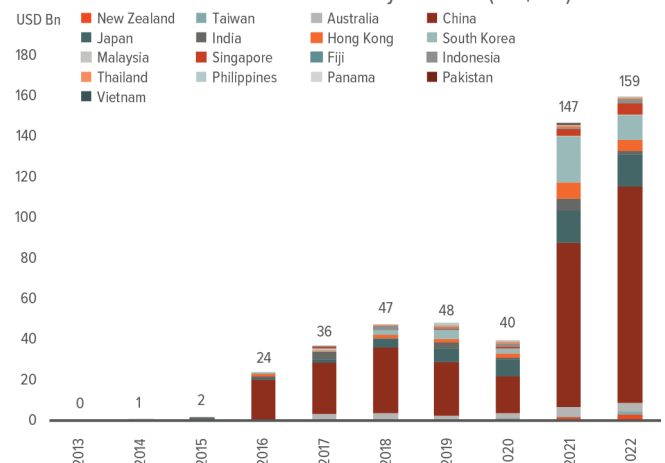
APAC Green Bond Issuance By Industry (US\$ Bn)



Source: Bloomberg, as of Dec 2024

APAC MARKETS, ESPECIALLY CHINA, ARE WORKING TOWARD NET ZERO

APAC Green Bond Issuance By Markets (US\$ Bn)



Source: Bloomberg, as of Mar 2023

Important Risks and Information

This document is provided for information and illustrative purposes and is intended for your use only. It is not a solicitation, offer or recommendation to buy or sell any security or other financial instrument. The information contained in this document has been provided as a general market commentary only and does not constitute any form of regulated financial advice, legal, tax or other regulated service.

The views and information discussed or referred in this document are Data as of the date of publication. Certain of the statements contained in this document are statements of future expectations and other forward-looking statements. Views, opinions and estimates may change without notice and are based on a number of assumptions which may or may not eventuate or prove to be accurate. Actual results, performance or events may differ materially from those in such statements.

Investment involves risk. Past performance is not indicative of future performance. It cannot be guaranteed that the performance of the funds will generate a return and there may be circumstances where no return is generated or the amount invested is lost. It may not be suitable for persons unfamiliar with the underlying securities or who are unwilling or unable to bear the risk of loss and ownership of such investment. Before making any investment decision, investors should read the Prospectus for details and the risk factors. Investors should ensure they fully understand the risks associated with the funds and should also consider their own investment objective and risk tolerance level. Investors are advised to seek independent professional advice before making any investment.

Information and opinions presented in this document have been obtained or derived from sources which in the opinion of Mirae Asset Global Investments (Hong Kong) Limited ("MAGIHK") are reliable, but we make no representation as to their accuracy or completeness. We accept no liability for a loss arising from the use of this document.

Products, services and information may not be available in your jurisdiction and may be offered by affiliates, subsidiaries and/or distributors of MAGIHK as stipulated by local laws and regulations. This document is not directed to any person in any jurisdiction where availability of this document is prohibited.

Persons in respect of whom such prohibitions apply or persons other than those specified above must not access this document. It is your responsibility to be aware of and to observe all applicable laws and regulations of any relevant jurisdiction. Please consult with your professional adviser for further information on the availability of products and services within your jurisdiction.

This document is issued by MAGIHK (Licensed by the Securities and Futures Commission for Types 1, 4 and 9 regulated activities under the Securities and Futures Ordinance). This document has not been reviewed by the Securities and Futures Commission or the applicable regulator in the jurisdiction and no part of this publication may be reproduced in any form, or referred to in any other publication, without express written permission of MAGIHK.

Copyright © 2025 Mirae Asset Global Investments. All rights reserved.