

# Global X Gold Covered Call ETF (3533/41533)

Investors should not base investment decisions on this material alone. Please refer to the Prospectus for details including the product features and the risk factors. Investment involves risks. Past performance is not indicative of future performance. There is no guarantee of the repayment of the principal. Investors should note:

The investment objective of Global X Gold Covered Call Active ETF (the “Fund”) is to generate income by primarily providing exposure to gold futures and/or exchange traded funds tracking the price of gold (collectively, the “Gold Performance”) with a covered call strategy. The Fund will use a synthetic investment strategy by investing up to 100% of its Net Asset Value in fully funded total return swaps.

This synthetic investment strategy exposes the Fund to counterparty risk including under collateralisation risk, default risk, intra-day counterparty risk, early termination of swaps risk and change of swap fees risk.

The Fund invests more than 50% and up to 100% of its Net Asset Value in FDIs. Associated risks include counterparty/credit risk, liquidity risk, valuation risk, volatility risk and over-the-counter transaction risk.

The Fund employs an actively managed investment strategy. The Fund may fail to meet its objective as a result of the implementation of investment process which may cause the Fund to underperform as compared to direct investments in the constituent equity securities of the Reference Index.

The Fund’s opportunity to benefit from the increases in the Gold Performance will be limited the strike price of the referenced Gold Call Options plus the notional premium. In rapidly rising markets, this limitation may result in the Fund underperforming the Gold Performance. Conversely, the Fund remains exposed to declines in the Gold Performance, as the covered call strategy embedded in the swap does not provide full downside protection.

If the fund is unable to obtain sufficient exposure to Gold Performance due to the limited availability of swaps, the Fund may suspend creations, which could cause the Fund to trade at a significant premium or discount.

The investments of the Sub-Fund are concentrated in the performance of gold generally and will result in large concentration risk.

Potential conflicts of interest may arise as the Manager and one of the Swap Counterparties are members of the same group.

The markets on which the gold futures, Gold ETFs and listed Gold Call Options are traded and the SEHK may have different trading hours.

The Fund’s value may change on days when investors will not be able to purchase or sell the Fund’s Shares.

The trading price of the Fund’s unit on the SEHK is driven by secondary market trading factors, which may lead to a substantial premium or discount to the Fund’s net asset value.

The Fund may be terminated early under certain circumstances (e.g., if NAV falls below HK\$50 million), which could result in a loss of investment.

The Manager may at its discretion pay dividends out of the capital of the Fund. Distributions paid out of capital, represent a return of an investor’s original investment or its gains and may potentially reduce the Fund’s Net Asset Value per Share as well as the capital available for future investment.



**Permanent Innovator**

<https://www.globalxetfs.com.hk/>

# Global X Gold Covered Call Active ETF (3533/41533)



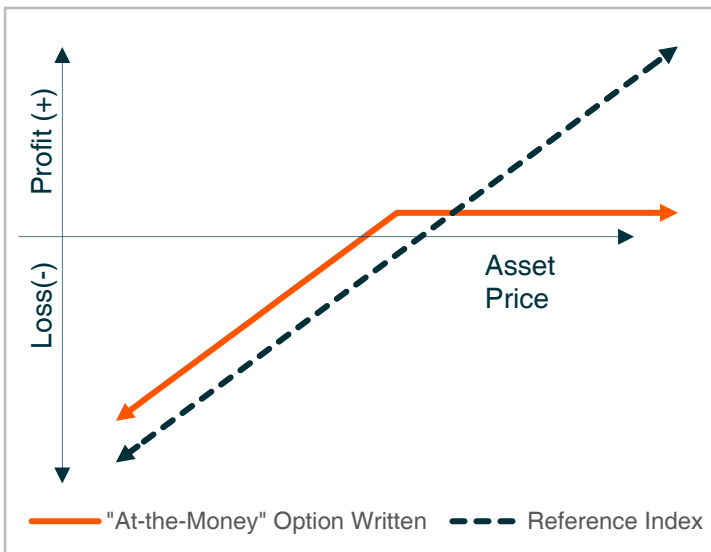
For Hong Kong Investors Only

- **Target Monthly Distributions<sup>1</sup>** - Aims to generate potential income through covered call strategies, providing a source of regular cash flow (distributions are not guaranteed and may be paid out of capital)
- **First of Its Kind in Hong Kong<sup>2</sup>** - The first ETF to implement a gold covered call strategy, providing a new tool for gold allocation

1. Distributions and option premium income are not guaranteed, and such distributions or income do not represent a positive return. Investors should not make investment decisions solely based on the above information. Investors should refer to the Fund's offering documents (including the Product Key Facts Statement) for further details, including risk factors. Investment involves risks, and past performance is not indicative of future performance. 2. Source: Mirae Asset, 15 May 2026

## Covered Call Strategy Summary

### Covered Call Strategy Payoff

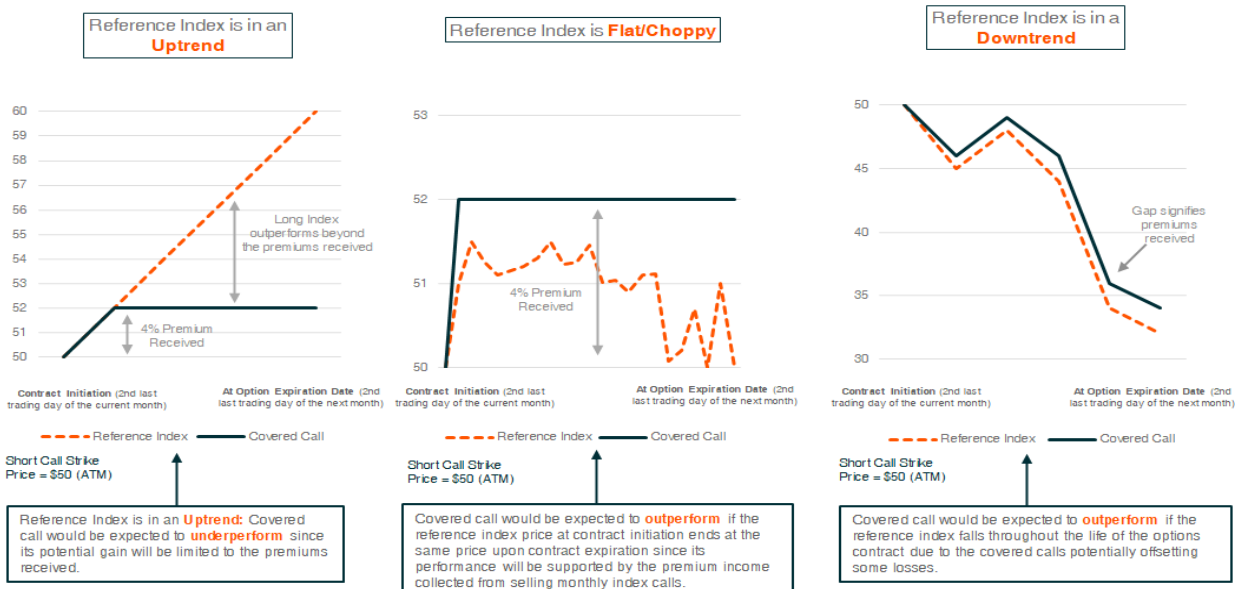


### Covered Call Features

- Generates higher income versus the underlying security itself due to the premiums received from selling call options.
- Upside potential is capped in the event that the stock appreciates beyond the strike price.
- Option premiums tend to increase during volatile markets, offering a potential risk management component.
- No additional downside protection beyond the premiums received.

## Covered Call Performance by Different Market Direction

Covered call strategies tend to underperform the underlying index in rising markets, while in volatile or declining markets they have a greater chance of outperforming the index.



For Illustration Purposes Only. Flat/Choppy market assumes no fluctuations below the strike price.

# Global X Gold Covered Call ETF (3533/41533)

For Hong Kong Investors Only

## Fund Information

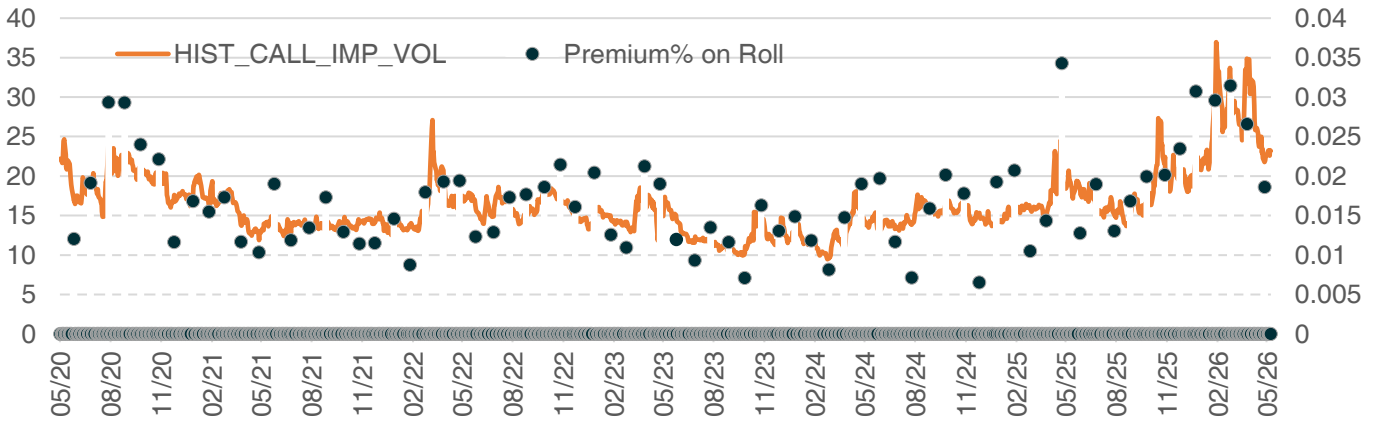
Listing Date	2026.5.15
Ongoing Charges Over A Year <sup>2</sup>	0.75%
Exchange	HKEX
Board Lot Size	50 股份

### Distribution Frequency

Monthly at the Manager's discretion (Dividend rate is not guaranteed, distributions may be made out of capital#)

Source: Mirae Asset. 2. The Fund (Listed Class) adopts a single management fee structure, whereby a single flat fee will be paid out of the assets of the Fund to cover all of the costs, fees and expenses of the Fund. As the Fund is newly set up, this figure is an estimate only and represents the sum of the estimated ongoing charges over a 12-month period, expressed as a percentage of the estimated average Net Asset Value of the Listed Class of Shares over the same period. It may be different upon actual operation of the Fund and may vary from year to year. Please note the ongoing charges figure does not include the fees related to the FDIs (including swaps) entered into by the Fund. As the Fund adopts a single management fee structure, the estimated ongoing charges of the Fund will be equal to the amount of the single management fee, which is capped at 0.75% of the average Net Asset Value of the Listed Class of Shares of the Fund. Any ongoing expenses exceeding 0.75% of the average Net Asset Value of the Listed Class of Shares of the Fund will be borne by the Manager and will not be charged to the Fund. Please refer to the Product Key Facts for the section headed "Ongoing fees payable by the Fund" below and the Prospectus for further details. # The Manager may at its absolute discretion declare distributions monthly to unitholders in each financial year and details of the distribution declaration dates, distribution amounts and ex-dividend payment dates will be published on the Manager's website <https://www.globalxetfs.com.hk/>. Distributions may be made out of capital or income at the Manager's discretion. There can be no assurance that a distribution will be paid and dividend rate is not guaranteed. Please refer to the prospectus of the fund to understand the distribution policy and other details.

## Gold Option Premium and Implied Call Volatility



Source: Bloomberg, April 2026

## Correlation with Other Assets Since 2014

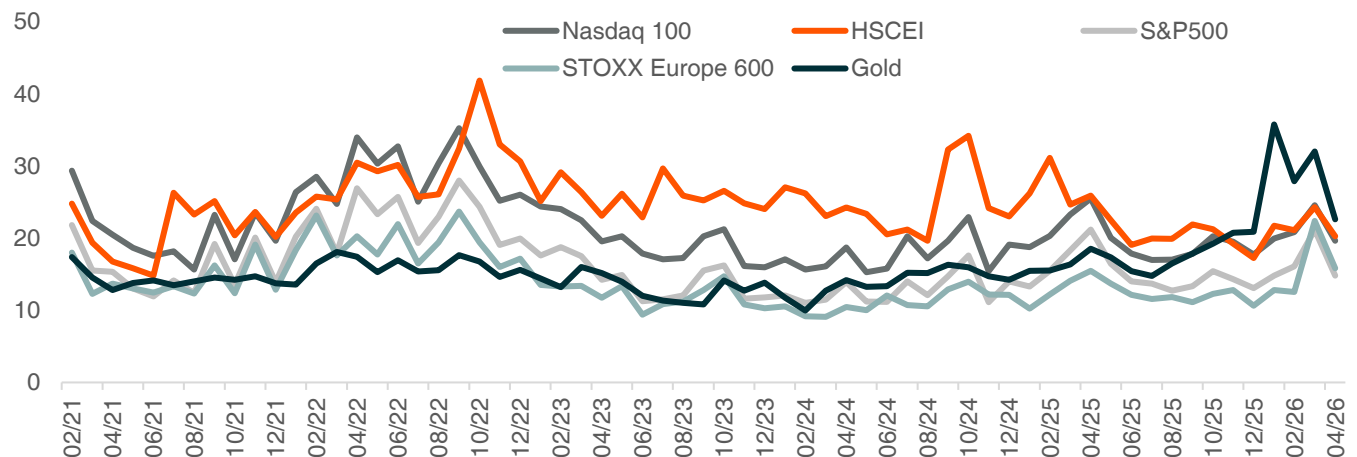
	Gold	S&P	HSCEI	Bitcoin	Crude Oil	USD Index
Gold	100%					
S&P	-12%	100%				
HSCEI	-50%	56%	100%			
Bitcoin	-22%	-28%	-17%	100%		
Crude Oil	-6%	67%	76%	-25%	100%	
USD Index	-65%	-6%	29%	64%	3%	100%

Source: Bloomberg, till April-end 2026

## Correlation with Other Assets Since 2024

	Gold	S&P	HSCEI	Bitcoin	Crude Oil	USD Index
Gold	100%					
S&P	65%	100%				
HSCEI	82%	78%	100%			
Bitcoin	74%	81%	64%	100%		
Crude Oil	44%	17%	9%	51%	100%	
USD Index	65%	20%	44%	27%	41%	100%

## Historical Call Implied Volatility Among Major Index



Source: Mirae Asset, Bloomberg, April 2026

# Fund Map

Global X ETFs Hong Kong



A lineup that spans emerging trends and disruptive tech, income, core and commodities ETFs. Or simply put, we strive to offer investors something beyond ordinary.

This document is intended for Hong Kong Investors only.

The following list consists of ETFs traded on the HKD counter (excluding USD and RMB counters). March 2026.

**Important Information:** Investing in the Equity ETF(s) may expose to risks (if applicable) including general investment risk, equity market risk, sector/market concentration risk, active / passive investment management risk, tracking error risk, trading risk, risk in investing financial derivative instruments, securities lending risk, distributions paid out of capital or effectively out of capital risk. Investing in the S&P Crude Oil Futures Enhanced ER ETF may expose to risks (if applicable) including passive investment risk, crude oil market risk, futures contracts risk, risk of material non-correlation with spot/current market price of the West Texas Intermediate crude oil risk, margin risk, trading risk, risk of investing in fixed income securities, tracking error risk, termination risk. Investing in the USD Money Market Active ETF may expose to risks including general investment risk, active investment management risk, interest rate risk, risks associated with bank deposits, concentration risk, currency risk, trading risk, credit rating risk, downgrading risk, counterparty risk and distributions paid out of capital or effectively out of capital risk. Investing in the Fixed Income Passive ETF(s) may expose to risks (if applicable) including general investment risk, passive investment management risk, interest rate risk, emerging markets risk, risks associated with PRC inter-bank bond market, Foreign Access Regime and Bond Connect, concentration risk, RMB/USD currency risk, securities lending risk, trading risk, credit rating risk, downgrading risk, counterparty risk, tracking error risk and distributions paid out of capital or effectively out of capital risk. Investing in the Covered Call Active ETF(s) may expose to risks (if applicable) including active investment management risk, futures contracts risk, margin requirement risk, failure of clearing house risk, concentration risk, securities lending transaction risks, currency risk, distributions paid out of capital or effectively out of capital risk, trading risks, and OTC markets may not be as liquid as exchange-listed options. Covered Call Strategy may, to a certain extent, may limit the potential profit from increases in the reference index. As a relatively new product, the covered call strategy is subject to a higher level of risk. Investing in the Gold Covered Call Active ETF(s) may expose to risks (if applicable) including general investment risk, synthetic investment management risk, and counterparty risk, risks associated with investment in FDIs, covered call swap risk, concentration risk/gold market risk, potential conflicts of interests risk, trade hours differences risk, distributions paid out of capital or effectively out of capital risk, trading risks, and termination risk. Gold Covered Call Strategy may, to a certain extent, limit the potential profit from increases in gold performance. As a relatively new product, the covered call strategy is subject to a higher level of risk. Please refer to the Prospectus for details.



## THEMATIC GROWTH

### CHINA

#### DISRUPTIVE TECHNOLOGY

**2845** Global X China Electric Vehicle and Battery ETF

**3191** Global X China Semiconductor ETF

**2826** Global X China Cloud Computing ETF

**2807** Global X China Robotics and AI ETF

**3448** Global X China Core TECH ETF

#### PEOPLE & DEMOGRAPHICS

**2820** Global X China Biotech ETF

**2841** Global X China MedTech ETF

**2806** Global X China Consumer Brand ETF

#### PHYSICAL ENVIRONMENT

**2809** Global X China Clean Energy ETF

#### MULTI-THEME

**3050** Global X China Global Leaders ETF

**2815** Global X China Little Giant ETF

### ASIA

#### DISRUPTIVE TECHNOLOGY

**3119** Global X Asia Semiconductor ETF

#### MULTI-THEME

**3150** Global X Japan Global Leaders ETF

**3184** Global X India Select Top 10 ETF

**3158** Global X K-pop and Culture ETF

**3084** Global X India Sector Leader Active ETF

**3104** Global X Emerging Markets Asia Active ETF

### GLOBAL

#### DISRUPTIVE TECHNOLOGY

**3185** Global X FinTech ETF

**3139** Global X EV and Humanoid Robot Active ETF

**3006** Global X AI & Innovative Technology Active ETF

**3422** Global X Innovative Bluechip Top 10 ETF

**3402** Global X G2 Tech ETF

**3401** Global X AI Infrastructure ETF

**3428** Global X China Life Franklin HK-US Equity Select ETF



## COMMODITIES

#### COMMODITIES

**3097** Global X S&P Crude Oil Futures Enhanced ER ETF



## CORE

#### CORE

**3040** Global X MSCI China ETF

**2837** Global X Hang Seng TECH ETF

**3029** Global X Hang Seng ESG ETF

**3470** Global X FTSE Greater China ETF

**3064** Global X MSCI Asia Pacific ex Japan ETF



## INCOME

#### DIVIDEND

**3110** Global X Hang Seng High Dividend Yield ETF

**3116** Global X Asia Pacific High Dividend Yield ETF

**3419** Global X HSI Covered Call Active ETF

**3416** Global X HSCEI Covered Call Active ETF

**3417** Global X Hang Seng TECH Covered Call Active ETF

**3415** Global X S&P 500 Covered Call Active ETF

**3451** Global X Nasdaq 100 Covered Call Active ETF

**3533** Global X Gold Covered Call Active ETF

Dividend is not guaranteed and may be paid out of capital

#### FIXED INCOME

**3059** Global X Bloomberg MSCI Asia Ex Japan Green Bond ETF

**3041** Global X FTSE China Policy Bank Bond ETF

**3137** Global X USD Money Market ETF

**3075** Global X Asia USD Investment Grade Bond ETF

**3450** Global X US Treasury 3-5 Year ETF

**3440** Global X US Treasury 0-3 Month ETF

**Disclaimer** - This document is provided for information and illustrative purposes and is intended for your use only. It is not a solicitation, offer or recommendation to buy or sell any security or other financial instrument. The information contained in this document has been provided as a general market commentary only and does not constitute any form of regulated financial advice, legal, tax or other regulated service. The views and information discussed or referred in this document are Data as of the date of publication. Certain of the statements contained in this document are statements of future expectations and other forward-looking statements. Views, opinions and estimates may change without notice and are based on a number of assumptions which may or may not eventuate or prove to be accurate. Actual results, performance or events may differ materially from those in such statements. Investment involves risk. Past performance is not indicative of future performance. It cannot be guaranteed that the performance of the funds will generate a return and there may be circumstances where no return is generated or the amount invested is lost. It may not be suitable for persons unfamiliar with the underlying securities or who are unwilling or unable to bear the risk of loss and ownership of such investment. Before making any investment decision, investors should read the Prospectus for details and the risk factors. Investors should ensure they fully understand the risks associated with the funds and should also consider their own investment objective and risk tolerance level. Investors are advised to seek independent professional advice before making any investment. Information and opinions presented in this document have been obtained or derived from sources which in the opinion of Mirae Asset Global Investments (Hong Kong) Limited ("MAGIHK") are reliable, but we make no representation as to their accuracy or completeness. Reliance upon information in this material is at the sole discretion of the investor. Products, services and information may not be available in your jurisdiction and may be offered by affiliates, subsidiaries and/or distributors of MAGIHK as stipulated by local laws and regulations. This document is not directed to any person in any jurisdiction where availability of this document is prohibited. Persons in respect of whom such prohibitions apply or persons other than those specified above must not access this document. It is your responsibility to be aware of and to observe all applicable laws and regulations of any relevant jurisdiction. Please consult with your professional adviser for further information on the availability of products and services within your jurisdiction. This document is issued by MAGIHK (Licensed by the Securities and Futures Commission for Types 1, 4 and 9 regulated activities under the Securities and Futures Ordinance). This document has not been reviewed by the Securities and Futures Commission or the applicable regulator in the jurisdiction and no part of this publication may be reproduced in any form, or referred to in any other publication, without express written permission of MAGIHK. Copyright © 2026 Mirae Asset Global Investments. All rights reserved.



EXPLORE MORE

GLOBAL X

by Mirae Asset

Permanent Innovator

ROOM 1101, 11/F  
LEE GARDEN THREE, 1 SUNNING ROAD,  
CAUSEWAY BAY, HONG KONG

(852) 3555 5833  
WWW.GLOBALXETF.COM.HK  
GLOBALXETF@MIRAEASSET.COM