

Global X Covered Call Strategy

Global X HSI Components Covered Call Active ETF/Global X HSCIE Components Covered Call Active ETF (the "Funds") aims to generate income by primarily investing in constituent equity securities in the Hang Seng Index/Hang Seng China Enterprises Index (the "Reference Index") and selling (i.e. "writing") call options on the Reference Indexes respectively to receive payments of money from the purchaser of call options (i.e. "premium").

The objective of adopting a covered call strategy is to generate income and reduce potential loss against the downward market. Each time the Fund writes a Reference Index Call Option, the Fund receives a premium. If the value of the securities relating to the Reference Index held by the Fund declines, the premium that the Fund received for writing the Reference Index Call Option may reduce such loss to some extent. However, the downside of adopting a covered call strategy is that the Fund's opportunity to profit from an increase in the level of the Reference Index is limited to the strike price of the Reference Index Call Options written, plus the premium received.

The Fund is an ETF which adopts a covered call strategy by (i) investing in constituent equity securities in the Reference Index and the Reference Index ETF and long positions of Reference Index Futures, and (ii) writing call options on the Reference Index. The Fund is one of the first covered call ETFs in Hong Kong. Such novelty makes the Fund riskier than traditional ETFs investing in equity securities.

The Fund employs an actively managed investment strategy. In addition to seeking to obtain exposure to the constituent equity securities in the Reference Index in substantially the same weightings as these securities have in the Reference Index through investing directly in constituent equity securities of the Reference Index and Reference Index ETF and long positions of Reference Index Futures, the Fund also writes call options on the Reference Index. The Fund may fail to meet its objective as a result of the implementation of investment process which may cause the Fund to underperform as compared to direct investments in the constituent equity securities of the Reference Index.

The market value of an Reference Index Call Option may be affected by an array of factors including but not limited to supply and demand, interest rates, the current market price of the Reference Index in relation to the strike price of the Reference Index Call Options, the actual or perceived volatility of the Reference Index and the time remaining until the expiration date. The Fund's ability to utilise Reference Index Call Options successfully will depend on the ability of the Manager to correctly predict future price fluctuations, which cannot be assured and are subject to market behaviour or unexpected events.

If an Reference Index Call Option expires and if there is a decline in the market value of the Reference Index during the option period, the premiums received by the Fund from writing the Reference Index Call Options may not be sufficient to offset the loss realised.

The Fund may write Reference Index Call Options over an exchange or in the OTC market. The Reference Index Call Options in the OTC markets may not be as liquid as exchange-listed options. There may be a limited number of counterparties which are willing to enter into Reference Index Call Options as purchasers or the Fund may find the terms of such counterparties to be less favorable than the terms available for listed options. Moreover, the SEHK may suspend the trading of options in volatile markets. If trading is suspended, the Fund may not be able to write Reference Index Call Options at times that may be desirable or advantageous to do so.

The use of futures contracts involves risks that are potentially greater than the risks of investing directly in securities and other more traditional assets. The risks include but not limited to market risk, volatility risk, leverage risk and negative roll yields and "contango" risk.

Investing in Reference Index Futures and writing Reference Index Call Options generally involve the posting of margin. Additional funds may need to be posted as margin to meet margin calls based upon daily marking to market of the Reference Index Futures and the Reference Index Call Options. Increases in the amount of margin or similar payments may result in the need for the Fund to liquidate its investments at unfavourable prices in order to meet margin calls. If the Fund is unable to meet its investment objective as a result of margin requirements imposed by the HKFE, the Fund may experience significant losses.

Reference Index Futures and Reference Index Call Options are registered, cleared and guaranteed by the HKFE Clearing Corporation. In the event of the bankruptcy of the clearing house, the Fund could be exposed to a risk of loss with respect to its assets that are posted as margin.

To the extent that the constituent securities of the Hang Seng Index are concentrated in Hong Kong listed securities of a particular sector or market, the investments of the Fund may be similarly concentrated. The value of the Fund may be more volatile than that of a fund having a more diverse portfolio of investments. The value of the Fund may be more susceptible to adverse conditions in such particular market/sector.

Global X HSCIE Components Covered Call Active ETF is subject to concentration risk as a result of tracking the performance of a single geographical region or country (Mainland China).

Global X HSCIE Components Covered Call Active ETF may likely be more volatile than a broad-based fund, such as a global equity fund, as it is more susceptible to fluctuations resulting from adverse conditions in Mainland China. In addition, to the extent that the constituent securities of Hang Seng China Enterprises Index are concentrated in Hong Kong listed Mainland securities of a particular sector or market, the investments of Global X HSCIE Components Covered Call Active ETF may be similarly concentrated. For Global X HSI Components Covered Call Active ETF, to the extent that the constituent securities of Hang Seng Index are concentrated in Hong Kong listed securities of a particular sector or market, the investments of Global X HSI Components Covered Call Active ETF may be similarly concentrated. The value of the Fund may be more volatile than that of a fund having a more diverse portfolio of investments. The value of the Fund may be more susceptible to adverse conditions in such particular market/sector.

The borrower may fail to return the securities in a timely manner or at all. The Fund may as a result suffer from a loss or delay when recovering the securities lent out. This may restrict the Fund's ability in meeting delivery or payment obligations from redemption requests. As part of the securities lending transactions, there is a risk of shortfall of collateral value due to inaccurate pricing of the securities lent or change of value of securities lent. This may cause significant losses to the Fund.

The base currency of the Fund is HKD but the class currencies of the Shares are in HKD, RMB and USD. The Net Asset Value of the Fund and its performance may be affected unfavourably by fluctuations in the exchange rates between these currencies and the base currency and by changes in exchange rate controls.

Payments of distributions out of capital or effectively out of capital amounts to a return or withdrawal of part of an investor's original investment or from any capital gains attributable to that original investment. Any such distributions may result in an immediate reduction in the Net Asset Value per Share of the Fund and will reduce the capital available for future investment.

The trading price of the Fund unit (the "Unit") on the SEHK is driven by market factors such as demand and supply of the Unit. Therefore, the Units may trade at a substantial premium or discount to the Fund's net asset value. COM-2025.03.24MKT-GXChinaETFsAtaGlance-V2

Permanent Innovator

<https://www.globalxetfs.com.hk/>

Global X Covered Call Strategy

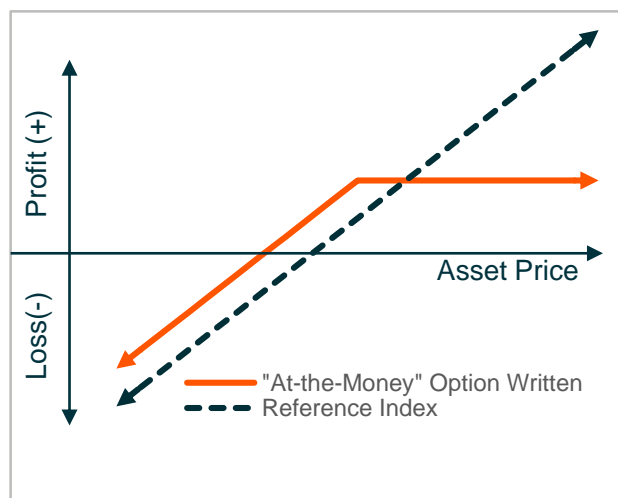


For Hong Kong
Investors Only

- [Innovative Income Strategy] Deliver appealing income with a monthly distribution plan (Monthly distribution is not guaranteed and may be from capital just in case)
- [Downside Protection] Provide downside protection with option premium

What is the Covered Call Strategy?

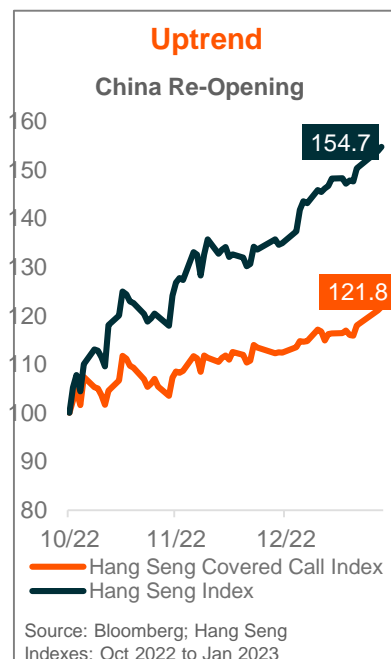
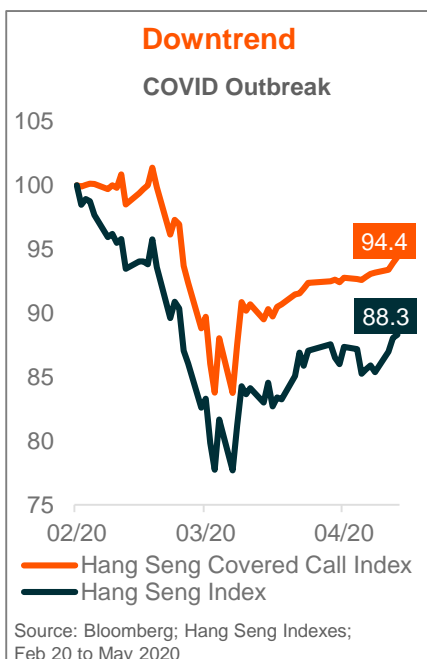
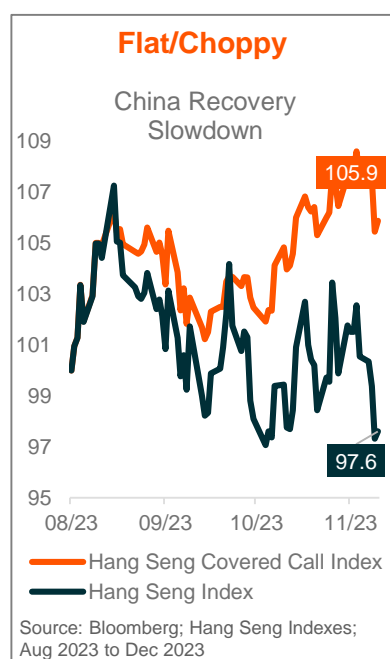
Covered Call Strategy Payoff



Covered Call Features

- Generates higher income versus the underlying security itself due to the premiums received from selling call options.
- Upside potential is capped in the event that the stock appreciates beyond the strike price.
- Option premiums tend to increase during volatile markets, offering a potential risk management component.
- No additional downside protection beyond the premiums received.

[Case study] HSI Covered Call Index Performance In Specific Time

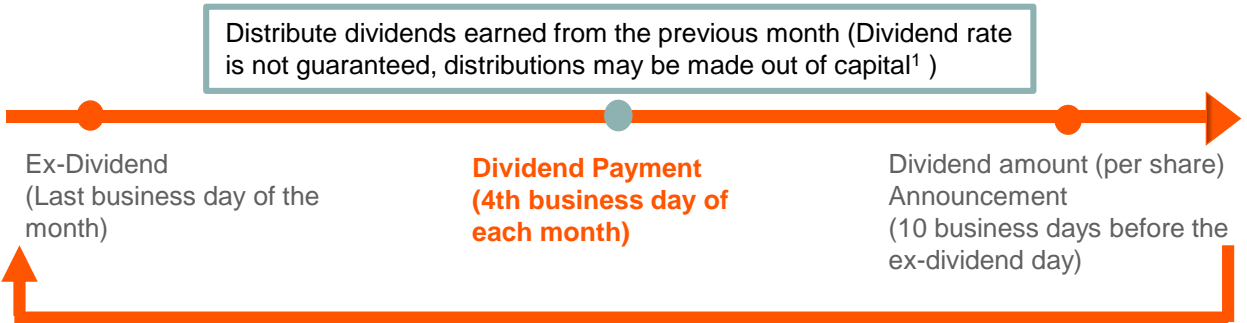


1. Source: Hang Seng Indexes; Annualised Income yield has been over 10% for both HSI Covered Call index and HSCEI Covered Call Index since index inception in 24 Jun 2019. Index yield is not equivalent to yield/return of the fund. Positive yield does not mean positive return. Covered call writing can limit the upside potential of the underlying security. Payments of distributions out of capital or effectively out of capital amounts to a return or withdrawal of part of an investor's original investment or from any capital gains attributable to that original investment. Any such distributions may result in an immediate reduction in the Net Asset Value per Share of the Fund and will reduce the capital available for future investment. Data as of 31 Jan 2024.

HSI Components Covered Call Active ETF (3419)

For Hong Kong Investors Only

Dividend payout schedule



1. Positive distribution does not mean positive return. Payments of distributions out of capital or effectively out of capital amounts to a return or withdrawal of part of an investor's original investment or from any capital gains attributable to that original investment. Any such distributions may result in an immediate reduction in the Net Asset Value per Share of the Fund and will reduce the capital available for future investment. For Illustration Purposes Only.

Key information

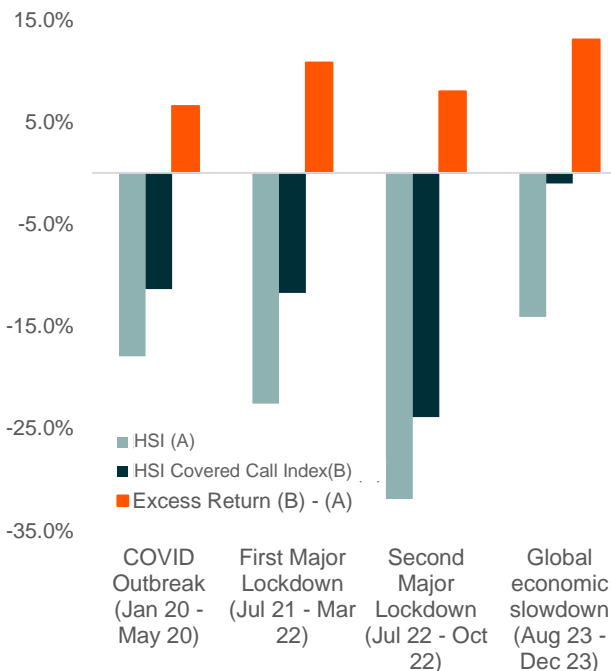
Listing Date	2024.2.29	Reference Index	Hang Seng Index
Ongoing Charges over a Year ²	0.75%	Distribution	Aim for Monthly Distributions (Dividend rate is not guaranteed, distributions may be made out of capital ¹)
Exchange	HKEX		
Minimum Investment	~5000 HKD		

Source: Mirae Asset Global Investments, 31 Jan 2024

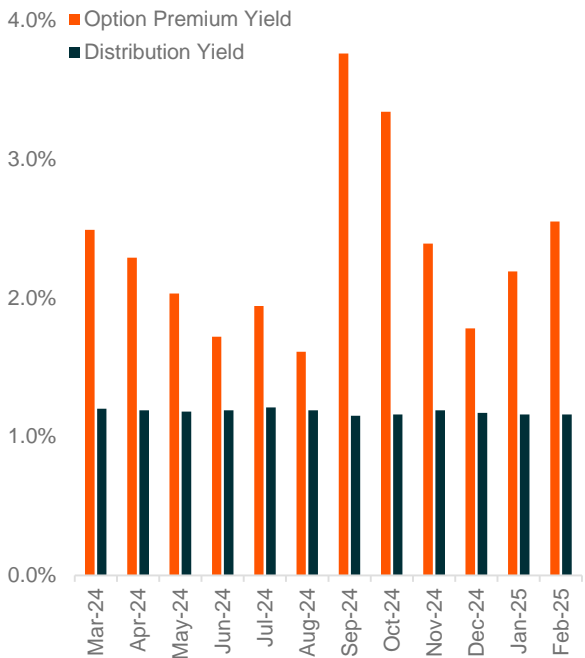
2. The Fund adopts a single management fee structure, whereby a single flat fee will be paid out of the assets of the Fund to cover all of the costs, fees and expenses of the Fund. For the first 12-month period from the launch of the Fund, the ongoing charges of the Listed Class of Units are capped at 0.75% of the average NAV of the relevant class. Any ongoing expenses exceeding 0.75% of the average NAV of the relevant class will be borne by the Manager and will not be charged to the Fund. Please refer to the Key Facts Statement for the section headed "Ongoing fees payable by the Fund" below and the Prospectus for further details. Positive distribution does not mean positive return. Payments of distributions out of capital or effectively out of capital amounts to a return or withdrawal of part of an investor's original investment or from any capital gains attributable to that original investment. Any such distributions may result in an immediate reduction in the Net Asset Value per Share of the Fund and will reduce the capital available for future investment.

Demonstrated Downside Protection

Hang Seng Index vs HSI Covered Call Index



Option Premium Income is Higher than Distributed Dividend



Source: Hang Seng Indexes; Bloomberg; Data as of 31 Dec 2023.

Source: Bloomberg, Mirae Asset, March 2025

Fund Map

Global X ETFs Hong Kong



A lineup that spans emerging trends and disruptive tech, income, core and commodities ETFs. Or simply put, we strive to offer investors something beyond ordinary.

This document is intended for Hong Kong Investors only.
The following list consists of ETFs traded on the HKD counter (excluding USD and RMB counters). March 2025.

Investing in the Equity ETF(s) may expose to risks (if applicable) including general investment risk, equity market risk, sector/market concentration risk, active / passive investment management risk, tracking error risk, trading risk, risk in investing financial derivative instruments, securities lending risk, distributions paid out of capital or effectively out of capital risk.
Investing in the S&P Crude Oil Futures Enhanced ER ETF may expose to risks (if applicable) including passive investment risk, crude oil market risk, futures contracts risk, risk of material non-correlation with spot/current market price of the West Texas Intermediate crude oil risk, margin risk, trading risk, risk of investing in fixed income securities, tracking error risk, termination risk.
Investing in the USD Money Market Active ETF may expose to risks including general investment risk, active investment management risk, interest rate risk, risks associated with bank deposits, concentration risk, currency risk, trading risk, credit rating risk, downgrading risk, counterparty risk and distributions paid out of capital or effectively out of capital risk.
Investing in the Fixed Income Passive ETF(s) may expose to risks (if applicable) including general investment risk, passive investment management risk, interest rate risk, emerging markets risk, risks associated with PRC inter-bank bond market, Foreign Access Regime and Bond Connect, concentration risk, RMB/USD currency risk, securities lending risk, trading risk, credit rating risk, downgrading risk, counterparty risk, tracking error risk and distributions paid out of capital or effectively out of capital risk.
Investing in the Covered Call Active ETF may expose to risks (if applicable) including active investment management risk, futures contracts risk, margin requirement risk, failure of clearing house risk, concentration risk, securities lending transaction risks, currency risk, distributions paid out of capital or effectively out of capital risk, and trading risks.



THEMATIC GROWTH

CHINA

DISRUPTIVE TECHNOLOGY

- 2845** Global X China Electric Vehicle and Battery ETF
- 3191** Global X China Semiconductor ETF
- 2826** Global X China Cloud Computing ETF
- 2807** Global X China Robotics and AI ETF

PEOPLE & DEMOGRAPHICS

- 2820** Global X China Biotech ETF
- 2841** Global X China MedTech ETF
- 2806** Global X China Consumer Brand ETF

PHYSICAL ENVIRONMENT

- 2809** Global X China Clean Energy ETF

MULTI-THEME

- 3050** Global X China Global Leaders ETF
- 2815** Global X China Little Giant ETF

GLOBAL

DISRUPTIVE TECHNOLOGY

- 3185** Global X FinTech ETF
- 3139** Global X Electric Vehicle and Battery Active ETF
- 3006** Global X AI & Innovative Technology Active ETF
- 3422** Global X Innovative Bluechip Top 10 ETF
- 3402** Global X G2 Tech ETF
- 3401** Global X AI Infrastructure ETF

ASIA

DISRUPTIVE TECHNOLOGY

- 3119** Global X Asia Semiconductor ETF

MULTI-THEME

- 3150** Global X Japan Global Leaders ETF
- 3184** Global X India Select Top 10 ETF
- 3158** Global X K-pop and Culture ETF
- 3084** Global X India Sector Leader Active ETF
- 3104** Global X Emerging Markets Asia Active ETF



COMMODITIES

COMMODITIES

- 3097** Global X S&P Crude Oil Futures Enhanced ER ETF



CORE

CORE

- 3040** Global X MSCI China ETF
- 2837** Global X Hang Seng TECH ETF
- 3029** Global X Hang Seng ESG ETF



INCOME

DIVIDEND

- 3110** Global X Hang Seng High Dividend Yield ETF
- 3116** Global X Asia Pacific High Dividend Yield ETF
- 3419** Global X HSI Components Covered Call Active ETF
- 3416** Global X HSCEI Components Covered Call Active ETF
- 3417** Global X Hang Seng TECH Components Covered Call Active ETF

Dividend is not guaranteed and may be paid out of capital

FIXED INCOME

- 3059** Global X Bloomberg MSCI Asia Ex Japan Green Bond ETF
- 3041** Global X FTSE China Policy Bank Bond ETF
- 3137** Global X USD Money Market ETF
- 3075** Global X Asia USD Investment Grade Bond ETF
- 3450** Global X US Treasury 3-5 Year ETF
- 3440** Global X US Treasury 0-3 Month ETF

Disclaimer

This document is provided for information and illustrative purposes and is intended for your use only. It is not a solicitation, offer or recommendation to buy or sell any security or other financial instrument. The information contained in this document has been provided as a general market commentary only and does not constitute any form of regulated financial advice, legal, tax or other regulated service. The views and information discussed or referred in this document are Data as of the date of publication. Certain of the statements contained in this document are statements of future expectations and other forward-looking statements. Views, opinions and estimates may change without notice and are based on a number of assumptions which may or may not eventuate or prove to be accurate. Actual results, performance or events may differ materially from those in such statements. Investment involves risk. Past performance is not indicative of future performance. It cannot be guaranteed that the performance of the funds will generate a return and there may be circumstances where no return is generated or the amount invested is lost. It may not be suitable for persons unfamiliar with the underlying securities or who are unwilling or unable to bear the risk of loss and ownership of such investment. Before making any investment decision, investors should read the Prospectus for details and the risk factors. Investors should ensure they fully understand the risks associated with the funds and should also consider their own investment objective and risk tolerance level. Investors are advised to seek independent professional advice before making any investment. Information and opinions presented in this document have been obtained or derived from sources which in the opinion of Mirae Asset Global Investments (Hong Kong) Limited ("MAGIHK") are reliable, but we make no representation as to their accuracy or completeness. Reliance upon information in this material is at the sole discretion of the investor. Products, services and information may not be available in your jurisdiction and may be offered by affiliates, subsidiaries and/or distributors of MAGIHK as stipulated by local laws and regulations. This document is not directed to any person in any jurisdiction where availability of this document is prohibited. Persons in respect of whom such prohibitions apply or persons other than those specified above must not access this document. It is your responsibility to be aware of and to observe all applicable laws and regulations of any relevant jurisdiction. Please consult with your professional adviser for further information on the availability of products and services within your jurisdiction. This document is issued by MAGIHK (Licensed by the Securities and Futures Commission for Types 1, 4 and 9 regulated activities under the Securities and Futures Ordinance). This document has not been reviewed by the Securities and Futures Commission or the applicable regulator in the jurisdiction and no part of this publication may be reproduced in any form, or referred to in any other publication, without express written permission of MAGIHK. Copyright © 2025 Mirae Asset Global Investments. All rights reserved. COM-2025.03.11-MKT-fundmap-3417

Authors: HUANG Yimin and LIU Zijun (Licensed by the Securities and Futures Commission for Types 1 and 4 regulated activities under the Securities and Futures Ordinance). The authors and their associate(s) do not hold the securities/funds mentioned in the article.



by Mirae Asset

Permanent Innovator

ROOM 1101, 11/F, LEE GARDEN
THREE, 1 SUNNING ROAD
CAUSEWAY BAY, HONG KONG

+852 3555 5833
GLOBALXETF@MIRAEASSET.COM



EXPLORE
MORE