

Global X China Robotics and AI ETF (2807/9807)

Investors should not base investment decisions on this website alone. Please refer to the Prospectus for details including the product features and the risk factors. Investment involves risks. There is no guarantee of the repayment of the principal. Investors should note:

- Global X China Robotics and AI ETF's (the "Fund's") investment in equity securities is subject to general market risks, whose value may fluctuate due to various factors, such as changes in investment sentiment, political and economic conditions and issuer-specific factors.
- Robotics and artificial intelligence sector is sensitive to risks including small or limited markets for such securities, changes in business cycles, world economic growth, technological progress, rapid obsolescence, and government regulation. These companies rely on significant spending on research and development and tend to be more volatile than securities of companies that do not rely heavily on technology.
- China is an emerging market. The Fund invests in Chinese companies which may involve increased risks and special considerations not typically associated with investments in more developed markets, such as liquidity risk, currency risks, political risk, legal and taxation risks, and the likelihood of a high degree of volatility.
- The trading price of the Fund's unit (the "Unit") on the Stock Exchange of Hong Kong is driven by market factors such as demand and supply of the Unit. Therefore, the Units may trade at a substantial premium or discount to the Fund's net asset value.
- The Fund's synthetic replication strategy will involve investing up to 50% of its net asset value in financial derivative instruments ("FDIs"), mainly funded total return swap transaction(s) through one or more counterparty(ies). Risks associated with FDIs include counterparty/credit risk, liquidity risk, valuation risk, volatility risk and over-the-counter transaction risk. FDIs are susceptible to price fluctuations and higher volatility, and may have large bid and offer spreads and no active secondary markets. The leverage element/component of an FDI can result in a loss significantly greater than the amount invested in the FDI by the Sub-Fund.
- As part of the securities lending transactions, there is a risk of shortfall of collateral value due to inaccurate pricing of the securities lent or change of value of securities lent. This may cause significant losses to the Fund. The borrower may fail to return the securities in a timely manner or at all. The Fund may suffer from a loss or delay when recovering the securities lent out. This may restrict the Fund's ability in meeting delivery or payment obligations from realisation requests. COM-2025.01.23-MKT-CombineFlyer-ChinaManufacturingv2



Permanent Innovator

<https://www.globalxetfs.com.hk/>

Global X China Robotics and AI ETF (2807/9807)



For Hong Kong
Investors Only

- Industrial robots are the key for manufacturing automation with diversified downstream applications.
- Chinese manufacturers continue to gain share in domestic market; Humanoid Robot presents long-term growth opportunity.
- AI is enhancing operational efficiency with wide application scenarios across different sectors.

Key Information

Listing Date	2020.08.07
Ongoing Charges over a Year ¹	0.68%
Exchange	HKEX
Reference Index ²	FactSet China Robotics and Artificial Intelligence Index

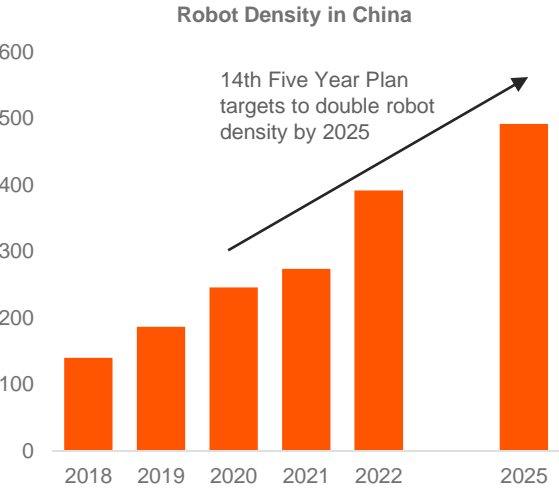
1. The ongoing charges figure is an annualised figure based on the ongoing expenses of the Fund, expressed as a percentage of the Fund's average net asset value over the same period. The figure may vary from year to year. The Fund adopts a single management fee structure, whereby a single flat fee will be paid out of the assets of the Fund to cover all of the costs, fees and expenses of the Fund. The single management fee does not include the fees related to FDIs (including swaps) entered into by the Fund. The ongoing charges of the Fund are fixed at 0.68% of the Fund's net asset value, which is equal to the current rate of the management fee of the Fund. For the avoidance of doubt, any ongoing expenses of the Fund exceeding the ongoing charges of the Fund (i.e. the management fee) shall be borne by the Manager and shall not be charged to the Fund. Please refer to the Key Facts Statement and the Prospectus for further details. 2. The Underlying Index is a net total return, free float market capitalization weighted index. A net total return index reflects the reinvestment of dividends or coupon payments, after deduction of any withholding tax (including any surcharges for special levies, if applicable).

Top 10 Holdings

Company Name	Weighting (%)
iflytek	7.7
Beijing Kingsoft	7.4
Shenzhen Inovance	7.2
Montage Technology	6.9
IEIT SYSTEMS	6.3
Hangzhou Hikvision Digital	6.0
Baidu	5.8
Zhongji Innolight	5.1
Zhejiang Dahua	5.1
NARI	4.6

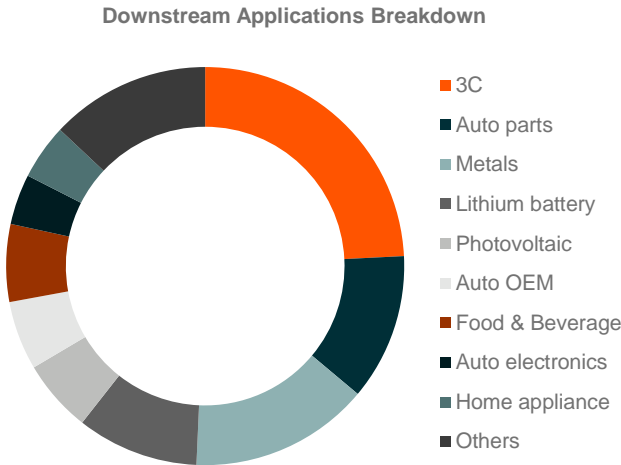
Source: Factset, 31 January 2025

Industry Robot Development Aligns with National Strategy



Source: IFR, MIIT, June 2024

Industry Robot: 3C and Automobiles are Gaining Share

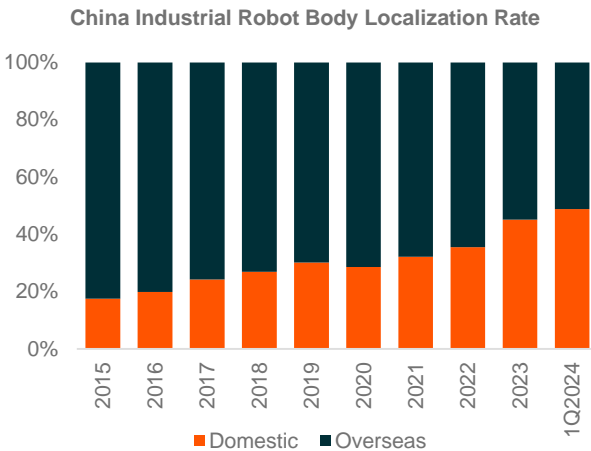


Source: Macquarie, June 2024

Global X China Robotics and AI ETF (2807/9807)

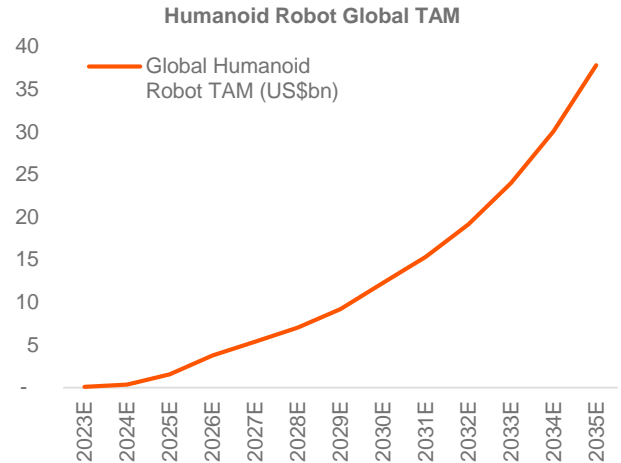
For Hong Kong Investors Only

Industrial Robot: Domestic Makers Gaining Share



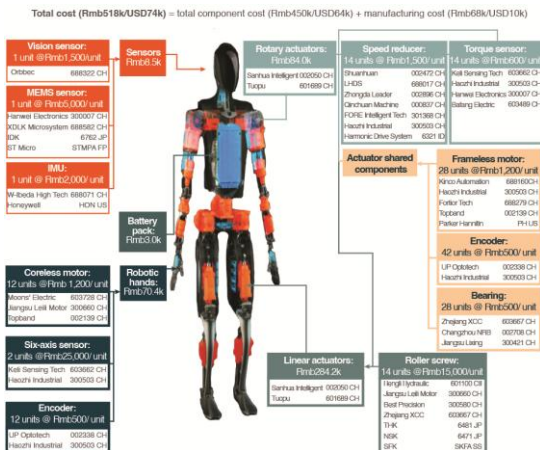
Source: MIR, Leadleo Research Institute, June 2024

Humanoid Robot – Global Market Size Will See a 70% CAGR in 2023-2035E



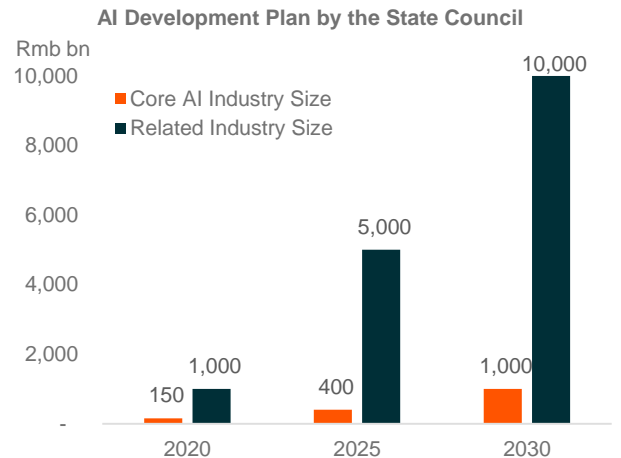
Source: Goldman Sachs, January 2024

Humanoid Robot – Best Opportunities for Chinese Companies Reside in Supply Chain



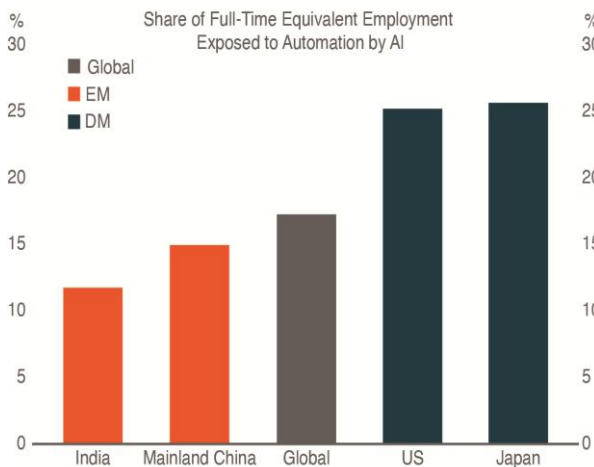
Source: Macquarie, June 2024

AI is a Key Focus in China's Digitalization Strategy



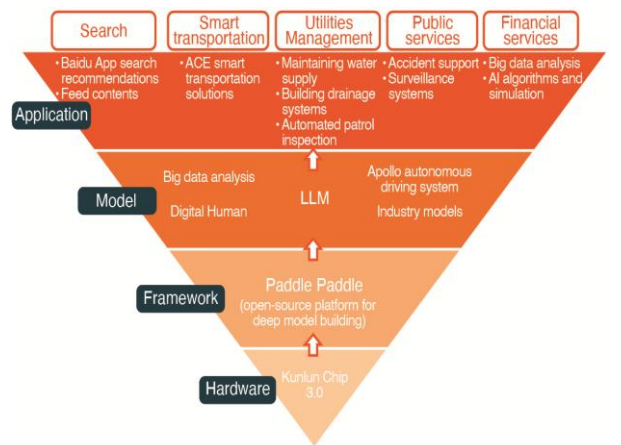
Source: State Council, June 2024

AI Models Have the Potential to Automate a Large Share of Current Works



Source: Morgan Stanley, July 2023

Baidu is a Leader in China Generative AI With Comprehensive Layouts Across Key Sectors



Source: Morgan Stanley, July 2023

Fund Map

Global X ETFs Hong Kong



A lineup that spans emerging trends and disruptive tech, income, core and commodities ETFs. Or simply put, we strive to offer investors something beyond ordinary.

This document is intended for Hong Kong Investors only.
The following list consists of ETFs traded on the HKD counter (excluding USD and RMB counters). February 2025.

Investing in the Equity ETF(s) may expose to risks (if applicable) including general investment risk, equity market risk, sector/market concentration risk, active / passive investment management risk, tracking error risk, trading risk, risk in investing financial derivative instruments, securities lending risk, distributions paid out of capital or effectively out of capital risk.
Investing in the S&P Crude Oil Futures Enhanced ER ETF may expose to risks (if applicable) including passive investment risk, crude oil market risk, futures contracts risk, risk of material non-correlation with spot/current market price of the West Texas Intermediate crude oil risk, margin risk, trading risk, risk of investing in fixed income securities, tracking error risk, termination risk.
Investing in the USD Money Market Active ETF may expose to risks including general investment risk, active investment management risk, interest rate risk, risks associated with bank deposits, concentration risk, currency risk, trading risk, credit rating risk, downgrading risk, counterparty risk and distributions paid out of capital or effectively out of capital risk.
Investing in the Fixed Income Passive ETF(s) may expose to risks (if applicable) including general investment risk, passive investment management risk, interest rate risk, emerging markets risk, risks associated with PRC inter-bank bond market, Foreign Access Regime and Bond Connect, concentration risk, RMB/USD currency risk, securities lending risk, trading risk, credit rating risk, downgrading risk, counterparty risk, tracking error risk and distributions paid out of capital or effectively out of capital risk.
Investing in the Covered Call Active ETF may expose to risks (if applicable) including active investment management risk, futures contracts risk, margin requirement risk, failure of clearing house risk, concentration risk, securities lending transaction risks, currency risk, distributions paid out of capital or effectively out of capital risk, and trading risks.



THEMATIC GROWTH



INCOME

CHINA

DISRUPTIVE TECHNOLOGY

- 2845 Global X China Electric Vehicle and Battery ETF
- 3191 Global X China Semiconductor ETF
- 2826 Global X China Cloud Computing ETF
- 2807 Global X China Robotics and AI ETF

PEOPLE & DEMOGRAPHICS

- 2820 Global X China Biotech ETF
- 2841 Global X China MedTech ETF
- 2806 Global X China Consumer Brand ETF

PHYSICAL ENVIRONMENT

- 2809 Global X China Clean Energy ETF

MULTI-THEME

- 3050 Global X China Global Leaders ETF
- 2815 Global X China Little Giant ETF

GLOBAL

DISRUPTIVE TECHNOLOGY

- 3185 Global X FinTech ETF
- 3139 Global X Electric Vehicle and Battery Active ETF
- 3006 Global X AI & Innovative Technology Active ETF
- 3422 Global X Innovative Bluechip Top 10 ETF
- 3402 Global X G2 Tech ETF
- 3401 Global X AI Infrastructure ETF

ASIA

DISRUPTIVE TECHNOLOGY

- 3119 Global X Asia Semiconductor ETF

MULTI-THEME

- 3150 Global X Japan Global Leaders ETF
- 3184 Global X India Select Top 10 ETF
- 3158 Global X K-pop and Culture ETF
- 3084 Global X India Sector Leader Active ETF
- 3104 Global X Emerging Markets Asia Active ETF



COMMODITIES

COMMODITIES

- 3097 Global X S&P Crude Oil Futures Enhanced ER ETF



CORE

CORE

- 3040 Global X MSCI China ETF
- 2837 Global X Hang Seng TECH ETF
- 3029 Global X Hang Seng ESG ETF

DIVIDEND

- 3110 Global X Hang Seng High Dividend Yield ETF
- 3116 Global X Asia Pacific High Dividend Yield ETF
- 3419 Global X HSI Components Covered Call Active ETF
- 3416 Global X HSCEI Components Covered Call Active ETF

Dividend is not guaranteed and may be paid out of capital

FIXED INCOME

- 3059 Global X Bloomberg MSCI Asia Ex Japan Green Bond ETF
- 3041 Global X FTSE China Policy Bank Bond ETF
- 3137 Global X USD Money Market ETF
- 3075 Global X Asia USD Investment Grade Bond ETF
- 3450 Global X US Treasury 3-5 Year ETF
- 3440 Global X US Treasury 0-3 Month ETF

Disclaimer

This document is provided for information and illustrative purposes and is intended for your use only. It is not a solicitation, offer or recommendation to buy or sell any security or other financial instrument. The information contained in this document has been provided as a general market commentary only and does not constitute any form of regulated financial advice, legal, tax or other regulated service. The views and information discussed or referred in this document are data as of the date of publication. Certain of the statements contained in this document are statements of future expectations and other forward-looking statements. Views, opinions and estimates may change without notice and are based on a number of assumptions which may or may not eventuate or prove to be accurate. Actual results, performance or events may differ materially from those in such statements. Investment involves risk. Past performance is not indicative of future performance. It cannot be guaranteed that the performance of the funds will generate a return and there may be circumstances where no return is generated or the amount invested is lost. It may not be suitable for persons unfamiliar with the underlying securities or who are unwilling or unable to bear the risk of loss and ownership of such investment. Before making any investment decision, investors should read the Prospectus for details and the risk factors. Investors should ensure they fully understand the risks associated with the funds and should also consider their own investment objective and risk tolerance level. Investors are advised to seek independent professional advice before making any investment. Information and opinions presented in this document have been obtained or derived from sources which in the opinion of Mirae Asset Global Investments (Hong Kong) Limited ("MAGIHK") are reliable, but we make no representation as to their accuracy or completeness. Reliance upon information in this material is at the sole discretion of the investor. Products, services and information may not be available in your jurisdiction and may be offered by affiliates, subsidiaries and/or distributors of MAGIHK as stipulated by local laws and regulations. This document is not directed to any person in any jurisdiction where availability of this document is prohibited. Persons in respect of whom such prohibitions apply or persons other than those specified above must not access this document. It is your responsibility to be aware of and to observe all applicable laws and regulations of any relevant jurisdiction. Please consult with your professional adviser for further information on the availability of products and services within your jurisdiction. This document is issued by MAGIHK (Licensed by the Securities and Futures Commission for Types 1, 4 and 9 regulated activities under the Securities and Futures Ordinance). This document has not been reviewed by the Securities and Futures Commission or the applicable regulator in the jurisdiction and no part of this publication may be reproduced in any form, or referred to in any other publication, without express written permission of MAGIHK. Copyright © 2025 Mirae Asset Global Investments. All rights reserved. COM-2025.02.07-MKT-FundMap
Authors: HUANG Yimin and LIU Zijun (Licensed by the Securities and Futures Commission for Types 1 and 4 regulated activities under the Securities and Futures Ordinance). The authors and their associate(s) do not hold the securities/funds mentioned in the article.



EXPLORE
MORE