



For Hong Kong Investors Only

3422

Global X

Innovative Bluechip

Top 10

ETF



<https://www.globalxetfs.com.hk/>

Important Information

Investors should not base investment decisions on this website alone. Please refer to the Prospectus for details including product features and the risk factors. Investment involves risks. Past performance is not indicative of future performance. There is no guarantee of the repayment of the principal. Investors should note:

- **Global X Innovative Bluechip Top 10 ETF** (the "Fund's") seeks to provide investment results that, before deduction of fees and expenses, closely correspond to the performance of the Mirae Asset Global Innovative Bluechip Top 10 Index (the "Index").
- The Fund is subject to general investment risk, equity market risk, new index risk, equal weighted index risk, risks related to companies with technology themes, differences in dealing arrangements between Listed Class of Units and Unlisted Classes of Units risks, differences in cost mechanisms between Listed Class of Units and Unlisted Classes of Units risk, currency risk, trading difference risk, risks associated with ADRs, passive investment risk, tracking error risk, trading risk, termination risk, reliance on market maker risks, reliance of the same group risk and distributions out of or effectively out of capital risk.
- The Fund's investments are concentrated in companies in the technology sector. The Fund's value may be more volatile than that of a fund with a more diverse portfolio. The value of the Fund may be more susceptible to adverse economic, political, policy, foreign exchange, liquidity, tax, legal or regulatory event affecting the technology sector.
- The number of constituents of the Index is fixed at 10. The Fund by tracking the Index may have a more concentrated investment portfolio than it would have held if tracking an index with a higher number of constituents, leading to higher risks of volatility.
- As part of the securities lending transactions, there is a risk of shortfall of collateral value due to inaccurate pricing of the securities lent or change of value of securities lent. This may cause significant losses to the Fund. The borrower may fail to return the securities in a timely manner or at all. The Fund may suffer from a loss or delay when recovering the securities lent out. This may restrict the Fund's ability in meeting delivery or payment obligations from redemption requests.
- Investors should not base investment decisions on this material alone. Please refer to the Prospectus for details including product features and the risk factors. There is no guarantee of the repayment of the principal.

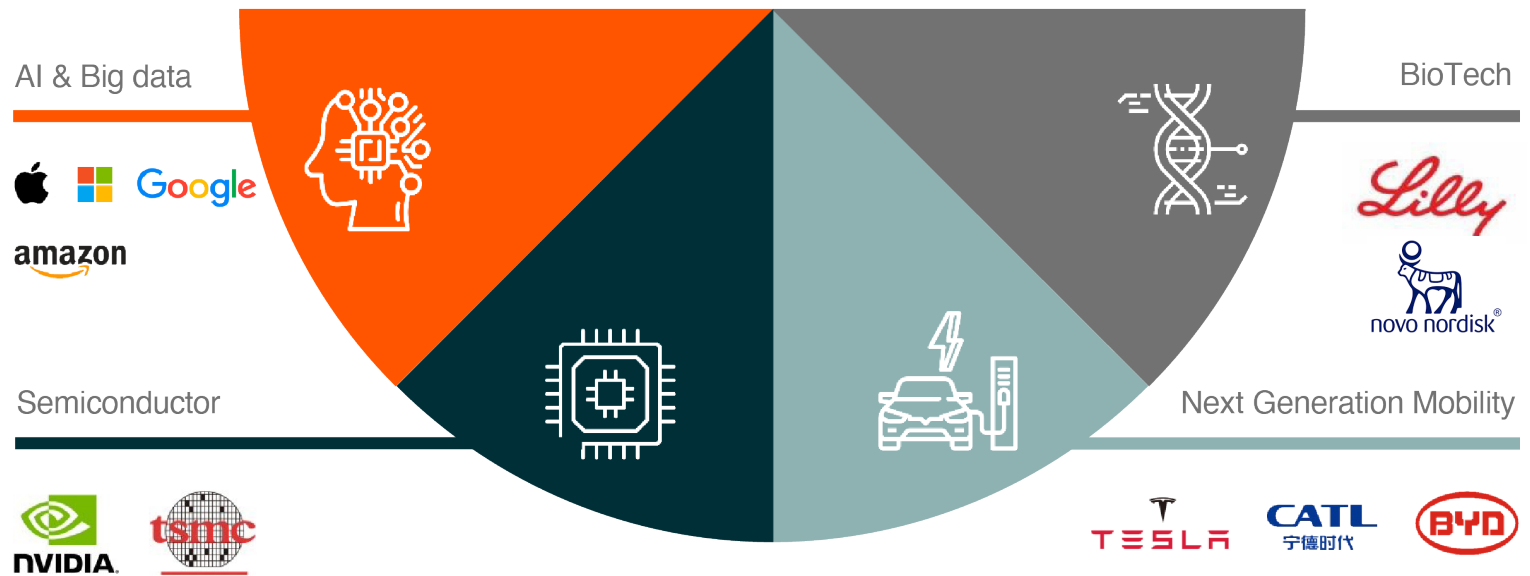
Global X Asia Semiconductor ETF (3119)



For Hong Kong Investors Only

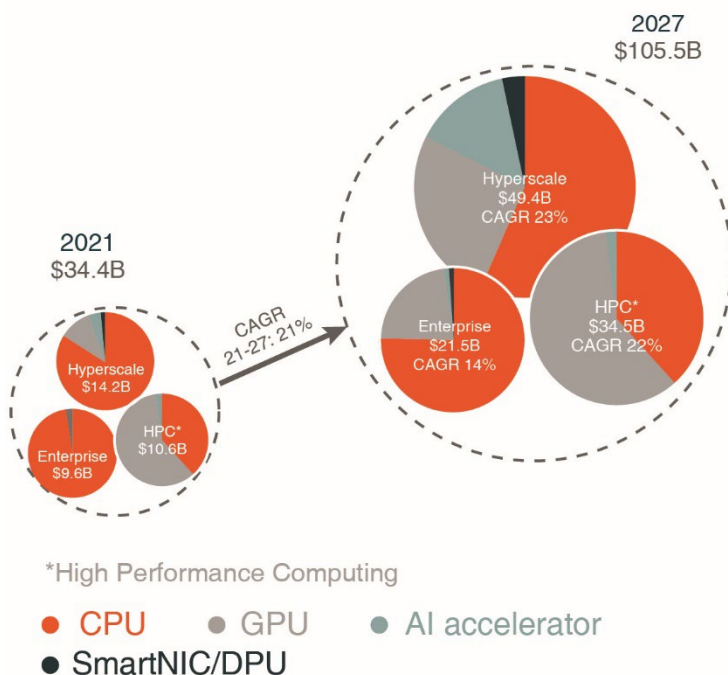
Why Global X Innovative Bluechip Top 10 ETF?

- Full exposure to some of the most attractive **growth** and **innovation** themes, such as **AI**, **semiconductors**, **electric vehicles**, and **biotech**.
- Highly selective: By holding **10 quality stocks**, investors can have **direct exposure to the global leaders**.
- Our portfolio embodies the characteristics and advantages of bluechip stocks, with **positive operating margins**, **ROA** and **ROE**. (Mirea Asset, Sep 2024)



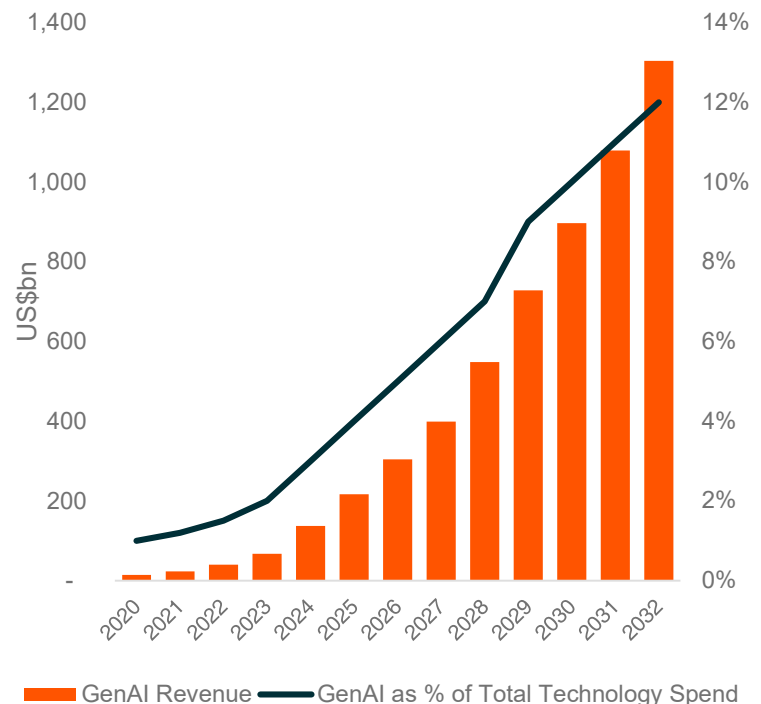
Source: Mirae Asset, 24 Nov 2023.

AI is Here to Stay



Source: Yole, 2022

Generative AI Is a Trillion Dollar Market



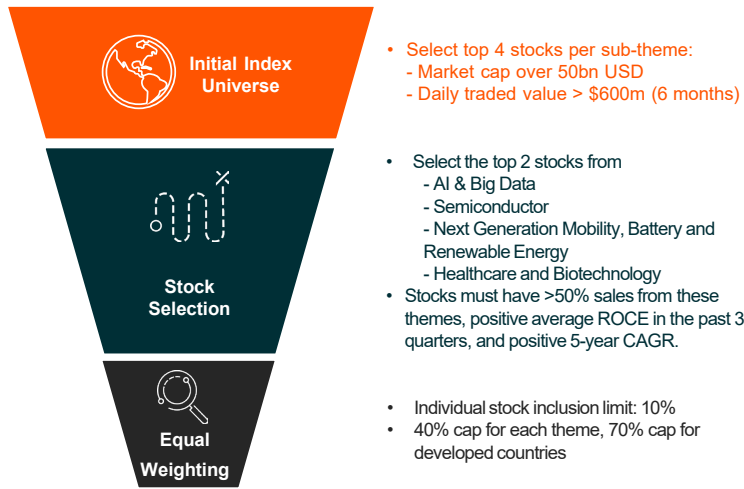
Source: Bloomberg, 2023

Global X Asia Semiconductor ETF (3119)



For Hong Kong Investors Only

Index Methodology



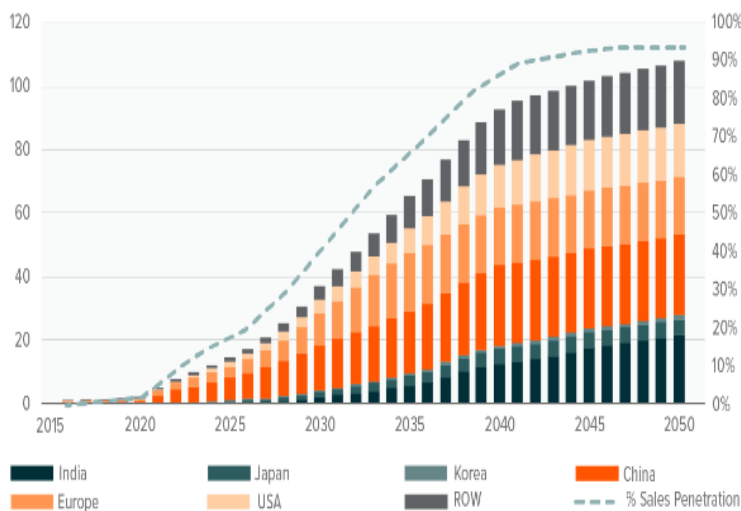
Source: Mirae Asset, 17 Nov 2023.

Holdings(%)

Company	Weight (%)
CATL	11.61
NVIDIA	11.52
BYD	11.40
Apple	11.03
TSMC	10.21
Eli Lilly and Company	9.88
Alphabet	8.82
Microsoft Corporation	8.57
Amazon.com	8.41
Novo Nordisk	8.03

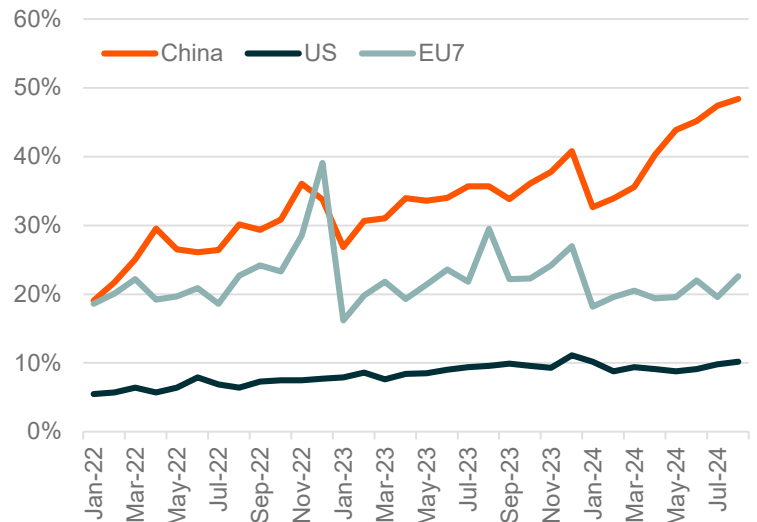
Source: Mirae Asset, 30 Sep 2024

EV Revolution is the Clear Path Forward



Source: Morgan Stanley, 2023

China Leads Global EV Development



Source: Jefferies, Aug 2024

GLP-1 Has Huge Market Potential

>1 billion people are living with obesity

US reimbursement covers 50 million lives out of a 110 million patient population

Obesity rates have risen >2-fold since 1990

2.4% GDP Estimated impact of obesity on global GDP, on WHO estimates

US healthcare spending has risen nearly 5-fold in real terms since 1970

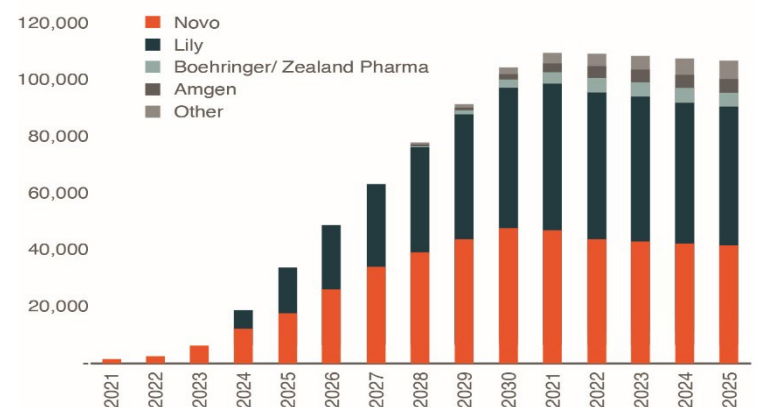
Obesity is associated with >200 health complications, especially diabetes and coronary heart disease

Global obesity market by 2030

Case	Absolute Patients	Cumulative Patients
\$55 bln bear case	10m	17m
\$105 bln bear case	20m	33m
\$144 bln bull case	27m	45m

Source: Morgan Stanley, 2024

Eli Lilly and Novo Nordisk will Maintain Market Dominance



Source: Morgan Stanley, 2024

Fund Map

Global X ETFs Hong Kong



A lineup that spans emerging trends and disruptive tech, income, core and commodities ETFs. Or simply put, we strive to offer investors something beyond ordinary.

This document is intended for Hong Kong Investors only.

The following list consists of ETFs traded on the HKD counter (excluding USD and RMB counters). October 2024.

Investing in the Equity ETF(s) may expose to risks (if applicable) including general investment risk, equity market risk, sector/market concentration risk, active / passive investment management risk, tracking error risk, trading risk, risk in investing financial derivative instruments, securities lending risk, distributions paid out of capital or effectively out of capital risk.

Investing in the S&P Crude Oil Futures Enhanced ER ETF may expose to risks (if applicable) including passive investment risk, crude oil market risk, futures contracts risk, risk of material non-correlation with spot/current market price of the West Texas Intermediate crude oil risk, margin risk, trading risk, risk of investing in fixed income securities, tracking error risk, termination risk.

Investing in the USD Money Market Active ETF may expose to risks including general investment risk, active investment management risk, interest rate risk, risks associated with bank deposits, concentration risk, currency risk, trading risk, credit rating risk, downgrading risk, counterparty risk and distributions paid out of capital or effectively out of capital risk.

Investing in the Fixed Income Passive ETF(s) may expose to risks (if applicable) including general investment risk, passive investment management risk, interest rate risk, emerging markets risk, risks associated with PRC inter-bank bond market, Foreign Access Regime and Bond Connect, concentration risk, RMB/USD currency risk, securities lending risk, trading risk, credit rating risk, downgrading risk, counterparty risk, tracking error risk and distributions paid out of capital or effectively out of capital risk.

Investing in the Covered Call Active ETF may expose to risks (if applicable) including active investment management risk, futures contracts risk, margin requirement risk, failure of clearing house risk, concentration risk, securities lending transaction risks, currency risk, distributions paid out of capital or effectively out of capital risk, and trading risks.



THEMATIC GROWTH

CHINA

DISRUPTIVE TECHNOLOGY

2845 Global X China Electric Vehicle and Battery ETF

3191 Global X China Semiconductor ETF

2826 Global X China Cloud Computing ETF

2807 Global X China Robotics and AI ETF

PEOPLE & DEMOGRAPHICS

2820 Global X China Biotech ETF

2841 Global X China MedTech ETF

2806 Global X China Consumer Brand ETF

PHYSICAL ENVIRONMENT

2809 Global X China Clean Energy ETF

MULTI-THEME

3050 Global X China Global Leaders ETF

2815 Global X China Little Giant ETF

GLOBAL

DISRUPTIVE TECHNOLOGY

3185 Global X FinTech ETF

3139 Global X Electric Vehicle and Battery Active ETF

3006 Global X AI & Innovative Technology Active ETF

3422 Global X Innovative Bluechip Top 10 ETF

ASIA

DISRUPTIVE TECHNOLOGY

3119 Global X Asia Semiconductor ETF

MULTI-THEME

3150 Global X Japan Global Leaders ETF

3184 Global X India Select Top 10 ETF

3158 Global X K-pop and Culture ETF



COMMODITIES

COMMODITIES

3097 Global X S&P Crude Oil Futures Enhanced ER ETF



CORE

CORE

3040 Global X MSCI China ETF

2837 Global X Hang Seng TECH ETF

3029 Global X Hang Seng ESG ETF



INCOME

DIVIDEND

3110 Global X Hang Seng High Dividend Yield ETF

3116 Global X Asia Pacific High Dividend Yield ETF

3419 Global X HSI Components Covered Call Active ETF

3416 Global X HSCEI Components Covered Call Active ETF

Dividend is not guaranteed and may be paid out of capital

FIXED INCOME

3059 Global X Bloomberg MSCI Asia Ex Japan Green Bond ETF

3041 Global X FTSE China Policy Bank Bond ETF

3137 Global X USD Money Market ETF

3075 Global X Asia USD Investment Grade Bond ETF

3450 Global X US Treasury 3-5 Year ETF

Disclaimer

This document is provided for information and illustrative purposes and is intended for your use only. It is not a solicitation, offer or recommendation to buy or sell any security or other financial instrument. The information contained in this document has been provided as a general market commentary only and does not constitute any form of regulated financial advice, legal, tax or other regulated service. The views and information discussed or referred in this document are Data as of the date of publication. Certain of the statements contained in this document are statements of future expectations and other forward-looking statements. Views, opinions and estimates may change without notice and are based on a number of assumptions which may or may not eventuate or prove to be accurate. Actual results, performance or events may differ materially from those in such statements. Investment involves risk. Past performance is not indicative of future performance. It cannot be guaranteed that the performance of the funds will generate a return and there may be circumstances where no return is generated or the amount invested is lost. It may not be suitable for persons unfamiliar with the underlying securities or who are unwilling or unable to bear the risk of loss and ownership of such investment. Before making any investment decision, investors should read the Prospectus for details and the risk factors. Investors should ensure they fully understand the risks associated with the funds and should also consider their own investment objective and risk tolerance level. Investors are advised to seek independent professional advice before making any investment. Information and opinions presented in this document have been obtained or derived from sources which in the opinion of Mirae Asset Global Investments (Hong Kong) Limited ("MAGIHK") are reliable, but we make no representation as to their accuracy or completeness. Reliance upon information in this material is at the sole discretion of the investor. Products, services and information may not be available in your jurisdiction and may be offered by affiliates, subsidiaries and/or distributors of MAGIHK as stipulated by local laws and regulations. This document is not directed to any person in any jurisdiction where availability of this document is prohibited. Persons in respect of whom such prohibitions apply or persons other than those specified above must not access this document. It is your responsibility to be aware of and to observe all applicable laws and regulations of any relevant jurisdiction. Please consult with your professional adviser for further information on the availability of products and services within your jurisdiction. This document is issued by MAGIHK (Licensed by the Securities and Futures Commission for Types 1, 4 and 9 regulated activities under the Securities and Futures Ordinance). This document has not been reviewed by the Securities and Futures Commission or the applicable regulator in the jurisdiction and no part of this publication may be reproduced in any form, or referred to in any other publication, without express written permission of MAGIHK.

Copyright © 2024 Mirae Asset Global Investments. All rights reserved. COM-2024-10-04-HK-R-MK_fundmap



EXPLORE MORE